

STETSON

2016-17 MEN'S BASKETBALL FACT BOOK



#SUNITED

 SUN

TV/RADIO CHART



#2 • Grant Lozoya
Guard • Junior
Westlake Village, Calif.



#3 • B.J. Glasford
Guard • RS-Junior
Miami, Fla.



#4 • Divine Myles
Guard • Junior
Mobile, Ala.



#5 • Angel Rivera
Guard • Junior
Bayamon, P.R.



#13 • Matthew Cioce
Guard • Junior
ASheville, N.C.



#14 • Larry Dennis
Forward/Center • Junior
Wichita, Kan.



#15 • Clay Verk
Forward • Freshman
Highlands Ranch, Colo.



#21 • Will Hollmann
Forward/Center • Sophomore
DeLand, Fla.



#22 • Derick Newton
Forward • Sophomore
Beverly Hills, Calif.



#23 • Kevin Ndahiro
Forward/Center • Sophomore
Ottawa, Ontario



#33 • Luke Doyle
Guard • Junior
Oviedo, Fla.



#35 • Leo Goodman
Guard/Forward • Sophomore
Saginaw, Mich.



#41 • Brian Pegg
Forward • Senior (Gr.)
Clearwater, Fla.



Corey Williams
Head Coach
4th Season



Bert Capel
Assistant Coach
4th Season



Kevin Dux
Assistant Coach
4th Season



Nikita Johnson
Assistant Coach
4th Season



Chad Vincent
Dir. of Basketball Operations
1st Season

QUICK FACTS

UNIVERSITY

Location: DeLand, Fla. 32720
Founded: 1883
Enrollment: 3,900
Nickname: Hatters
Colors: Hunter Green (342C) and White
Conference: Atlantic Sun
President: Dr. Wendy B. Libby (Cornell, 1972)
Athletics Director: Jeff Altier (Stetson, 1982)
Athletic Department Phone: 386.822.8100
Ticket Office Phone: 386.738.HATS
Athletics Website: GoHatters.com

BASKETBALL STAFF

Head Coach: Corey Williams
Alma Mater, Year: Oklahoma State, 2002
Career Record (Years): 28-68 (3)
Assistant Coaches (Alma Mater/Year):
 Bert Capel (Evangel/2005)
 Kevin Dux (Coe College, 2009)
 Nikita Johnson (West Georgia/1989)
Director of Basketball Operations:
 Frank Popieski (Florida State/2013)

BASKETBALL INFO

2015-16 Overall Record: 12-22
2015-16 A-Sun Record/Finish: 4-10/7th
Letterwinners Returning/Lost: 8/3
Medical Redshirts Returning: 1
Starters Returning/Lost: 4/1
Newcomers: 2
First Season: 1900-01 (102 seasons)
All-Time Record: 1,223-1,121 (.528)
Facility (Cap.): Edmunds Center (4,000)
Facility Record: 366-207 (.639)

MEDIA RELATIONS

Assoc. AD/Communications: Ricky Hazel
Office: 386.822.8130
E-Mail: jhazel@stetson.edu
Twitter: @RHazel_SID

Asst. Director (MBB Contact): Cris Belvin
Office: 386.822.8937
Mobile: 918.625.2152
Email: cbelvin@stetson.edu
Twitter: @SID_Belvin

Asst. Director: Jamie Bataille
Office: 386.822.8131
Email: jbataill@stetson.edu
Twitter: @HatsJamieB

SEASON INFORMATION..... 1-12

Quick Facts.....	1
Edmunds Center.....	2
2016-17 Schedule.....	3
TV/Radio Info.....	3
Follow the Hatters.....	4
Media Information.....	4
Season Preview.....	6-8
Opponent Information.....	9-12

COACHING STAFF..... 13-20

Corey Williams.....	14-16
Bert Capel.....	17
Kevin Dux.....	18
Nikita Johnson.....	19
Chad Vincent.....	20

MEET THE HATTERS..... 21-47

Luke Doyle.....	22-23
B.J. Glasford.....	24-25
Leo Goodman.....	26-27
Will Hollmann.....	28-29
Grant Lozoya.....	30-31
Divine Myles.....	32-33
Kevin Ndahiro.....	34-35
Derick Newton.....	36-37
Brian Pegg.....	38-39
Angel Rivera.....	40-41
Matthew Cioce.....	42
Larry Dennis.....	43
Brady Moses.....	44
Clay Verk.....	45
2016-17 Team Rosters.....	46

2015-16 REVIEW..... 47-53

Season Statistics.....	48
Results.....	49
Team/Individual Highs.....	49
Points-Rebounds-Assists.....	50
Game-by-Game Statistics.....	51
Opponent Game-by-Game.....	52
A-Sun in Review.....	53


HISTORY/RECORDS..... 55-92

Individual Career Records.....	56
Individual Season Records.....	57-58
Team Season Records.....	59
Game Records.....	60
Season Leaders.....	61-62
Milestones.....	63
Honors and Awards.....	64

Letterwinners.....	65-67
Game-by-Game Results.....	68-79
Series Results.....	80-89
Series Records.....	90-91
Coaching Summary.....	92

STETSON UNIVERSITY..... 89-94

Dr. Glenn Wilkes.....	90
Dr. Wendy B. Libby, President.....	91
Jeff Altier, Director of Athletics.....	92
Atlantic Sun Conference.....	93
Stetson University.....	94



CREDITS

The 2016-17 Stetson University Men's Basketball Media Guide was written and designed by Cris Belvin of the Stetson Athletic Communications Office. Editorial assistance by Jamie Bataille. Photography by Jim Hogue, David Williams and Stetson University. Special thanks to all previous members of the media relations staff for their various contributions to this publication.



The Stetson men's basketball team has called the J. Ollie Edmunds Center home since 1974, but the Hatters have been anything but gracious hosts to their opponents. For the past 34 years, the Hatters have had just one losing season at home and have won 67 percent of their games, posting a 314-154 all-time record.

The Edmunds Center opened its doors on Dec. 5, 1974, as Hatter fans witnessed a 73-58 Stetson victory over Marshall. SU went on to win the next game, and the next, and the next. In fact, the Hatters went a perfect 16-0 at home that season, and they won their first 20 consecutive games played at the Edmunds Center.

Also home to Stetson women's basketball and volleyball, the Edmunds Center houses coaches and staff offices. In addition, the complex contains a crew team workout facility, dressing rooms, a ticket office and an athletic training room.

The Edmunds Center was home to the men's 1991 and 1996 Trans America Athletic Conference Tournaments as well as the women's tournament in 1997. It also served as training camp site for the Orlando Magic of the National Basketball Association in 1992 and 1993, and hosted the NCAA Volleyball Tournament First Round in 1996.

Directions to the Edmunds Center

143 E. Pennsylvania Ave. DeLand, FL 32723

From Orlando/Tampa (I-4 Eastbound)

Take the first DeLand Exit (114) and turn left on State Road 472. Travel approx. 3.0 miles and fork right onto Highway 17/92, which becomes Woodland Blvd. Travel through downtown DeLand (5 miles) to the Stetson campus area and turn right on Pennsylvania Ave. The Edmunds Center is on the left and parking is on the right.

From Jacksonville (I-95 Southbound)

Take the Speedway Blvd. Exit (261) and head west approximately 20 miles into DeLand and turn left on Amelia Ave. Go to the second stoplight and turn right on Pennsylvania Ave. The Edmunds Center is on the right and parking is on the left.

From Miami (I-95 Northbound)

Take exit 249 and head west on State Road 44 approx. 20 miles into DeLand. SR 44 becomes New York Ave. Turn right on Amelia Ave. and continue to the third stop light. Turn left on Pennsylvania Ave. The Edmunds Center is on the right and parking is on the left.

From Ocala (I-75)

Take Exit 358 and head east on State Road 326. Travel approx. 15 miles and turn left on State Road 40. Travel approx. 45 miles and turn right on US Highway 17. Travel approx. 15 miles into DeLand. US 17 becomes Woodland Blvd. Turn left on Pennsylvania Ave. The Edmunds Center is on the left and parking is on the right.

Twenty-six Stetson men's basketball games will be aired either on national television or nationally available digital platforms during the 2016-17 season, including all 14 home games and contests at Alabama, East Carolina and Iowa.

For the third straight year all home games and every ASUN road contest will be available on WatchESPN.com and the Watch ESPN app. Evan Weston and Pete Blais will serve as the on-air talent for all home men's broadcasts.

Additional ESPN3 broadcasts include games at East Carolina (Nov. 20) and UCF (Nov. 30). Stetson's game at Alabama on Dec. 29 will be available on ESPN's SEC Network+, the digital platform for the SEC on the Watch ESPN app.

Stetson's game at Iowa on Dec. 5 will be televised on ESPNU. This marks the second straight season the Hatters will be on a nationally available television network. The Nov. 22 game at Air Force will be available on the digital Mountain West Network.

On the radio side, Luke Mauro returns for his third season as Stetson's play-by-play voice. Once again all Stetson games can be heard in the central Florida area on WSBB AM 1230 and 1490.

AM1230 WSBB
The Great Voice of Volusia County



Luke Mauro



2016-17 SCHEDULE

Day	Date	Opponent	Time	TV
Fri.	Nov. 11	Webber International	8:00	ESPN3
Mon.	Nov. 14	FIU	7:00	ESPN3
Fri.	Nov. 18	The Citadel	7:00	ESPN3
Sun.	Nov. 20	% East Carolina	1:00	ESPN3
Tue.	Nov. 22	% Air Force	9:00	MWN
Fri.	Nov. 25	% Radford	Noon	
Sat.	Nov. 26	% Florida A&M	Noon	
Wed.	Nov. 30	UCF	7:00	ESPN3
Sat.	Dec. 3	Florida College	1:00	ESPN3
Mon.	Dec. 5	Iowa	8:00	ESPNU
Wed.	Dec. 7	SIU-Edwardsville	8:00	
Sat.	Dec. 10	South Alabama	7:00	ESPN3
Sun.	Dec. 18	Fort Wayne	1:00	ESPN3
Thu.	Dec. 22	Campbell	2:00	
Thu.	Dec. 29	Alabama	7:00	SECN+
Mon.	Jan. 2	Ave Maria	7:00	ESPN3
Sat.	Jan. 7	* FGCU (DH)	4:00	ESPN3
Thu.	Jan. 12	* Lipscomb	7:30	ESPN3
Sat.	Jan. 14	* Kennesaw State	4:30	ESPN3
Thu.	Jan. 19	* NJIT	7:00	ESPN3
Sat.	Jan. 21	* USC Upstate (DH)	4:00	ESPN3
Wed.	Jan. 25	* Jacksonville	7:00	ESPN3
Sat.	Jan. 28	* North Florida (DH)	4:00	ESPN3
Mon.	Jan. 30	* Jacksonville	7:00	ESPN3
Wed.	Feb. 1	Bethune-Cookman	7:00	
Sat.	Feb. 4	* North Florida	7:00	ESPN3
Thu.	Feb. 9	* Kennesaw State	7:00	ESPN3
Sat.	Feb. 11	* Lipscomb (DH)	4:00	ESPN3
Thu.	Feb. 16	* USC Upstate	7:00	ESPN3
Sat.	Feb. 18	* NJIT	4:00	ESPN3
Thu.	Feb. 23	* FGCU	7:00	ESPN3
Mon.	Feb. 27	ASUN Tournament First Round	TBA	ESPN3
Thu.	March 2	ASUN Tournament Semifinals	TBA	ESPN3
Sun.	March 5	ASUN Tournament Finals	TBA	ESPN3

Times & dates subject to change; All Times Eastern; Home Games in Bold; %-Savannah Invitational (Nov. 25 & 26 at Savannah Civic Center); *-Atlantic Sun Conference games

FOLLOW THE HATTERS



GoHatters.com

For all the latest Stetson Men's Basketball news, scores, statistics, and records, visit the official website of Stetson Athletics at www.GoHatters.com. Find links to live stats, game broadcasts, postgame stories, and video.



Stetson Athletics

Like us on Facebook, the official fan page of Stetson Athletics. Share your excitement for anything and everything Stetson Athletics with other Hatter fans. Comment on stories, photos, and more!



Hatcheck

Receive customized text message updates straight to your phone with Stetson Athletics' Hatcheck! Sign-up for free scores and news for Stetson Men's Basketball and any other sports you wish to follow by going to GoHatters.com/text



@StetsonMBB
@StetsonHatters

For up-to-the-minute Stetson Men's Basketball team news, including in-game updates, game notes, postgame stories, and video, follow @StetsonMBB on Twitter. For all Stetson Athletics news, follow @StetsonHatters.



@StetsonMBB

For all your fancy photo desires, follow Stetson Men's Basketball on Instagram. Live through the eyes of the team on road trips and at away games with the @StetsonMBB Instagram feed.



StetsonHatters

Visit the StetsonHatters channel on YouTube for all of the latest video from Stetson Men's Basketball and Stetson Athletics.

ATHLETIC COMMUNICATIONS

The Stetson University Athletic Communications Office is located in the "Crow's Nest" of the Edmunds Center, accessible by an external staircase on the west side of the building.

PRESS/PHOTO CREDENTIALS

Press Credentials will be issued to working members of the media only. NCAA policy establishes that only photographers on assignment will be afforded credentials. Space is available on a first-come, first serve basis. Please direct all credential requests to Assistant Director of Athletic Communications Cris Belvin at (386) 822-8937 at least one day prior to the game. Credentials can be picked up at the will-call window at the front entrance of the Edmunds Center; they will not be mailed.

RADIO

SU grants broadcast rights to the official flagship station of the visiting team and provides one complimentary telephone line on a reciprocal basis.

PRESS ROW

Working space for the media is located on the east side of the floor, opposite team benches and scorer's table. Spouses, dates and other non-workers are not permitted on press row.

PRESS ROW CONDUCT

Working personnel are expected to follow press row guidelines established by the United States Basketball Writers Association (USBWA).

PRESS ROW SERVICE

Statistics, game notes and programs will be available in the media workroom prior to the game. Halftime box scores will be available at intermission. Final box scores and play-by-play accounts will be distributed as quickly as possible at the conclusion of the game.

SCOUTING

In accordance with NCAA and ASUN regulations, Stetson prohibits the granting of credentials for scouting purposes. Coaches violating this rule will be reported to the conference office.

POST-GAME INTERVIEW POLICY

Head Coach Corey Williams and requested players will be available for post-game interviews. Opponent SID personnel (if in attendance) are in charge of setting up interviews with members of their coaching staff or players.

COACH/PLAYER INTERVIEWS

All coach and player interviews must be set up through Cris Belvin of the Stetson Athletic Communications Office. Interview times will be arranged in accordance with the coach/player's schedule. Please allow at least 24 hours prior notice for the interview.

PRACTICE COVERAGE

Media wishing to cover practice are welcome to do so. However, please notify the Stetson Athletic Communications Office if you are planning to attend a practice.



SEASON PREVIEW



The 2016-17 Stetson Hatters. Front Row (L-R): Brady Moses, Divine Myles, Luke Doyle, Angel Rivera, Head Coach Corey Williams, Grant Lozoya, Matthew Cioce, B.J. Glasford, Leo Goodman. Back Row (L-R): Assistant Coach Kevin Dux, Assistant Coach Nikita Johnson, Will Hollmann, Brian Pegg, Kevin Ndahiro, Larry Dennis, Clay Verk, Derick Newton, Assistant Coach Bert Capel, Director of Operations Chad Vincent.

Never underestimate the power of a three-game winning streak.

On Feb. 22, 2016, Stetson men's basketball suffered a frustrating overtime home loss to local rival Bethune-Cookman in the next-to-last regular season game of the year, extending the Hatters' losing streak to six games.

With Atlantic Sun Conference heavy Florida Gulf Coast coming to the Edmunds Center for the final home game of the year and an ASUN Tournament road game next on the schedule, the Hatters were facing the possibility of a season-ending eight-game losing streak and another single-digit win season.

But a funny thing happened. The Hatters rallied from an 18-point deficit and pulled off an 80-73 win over FGCU, Stetson's first victory over the Eagles in three years. The momentum from that win propelled the Hatters to a pair of impressive ASUN Tournament victories over NJIT (82-67) and Lipscomb (96-75), setting up a rematch with FGCU in the ASUN Championship game.

Despite an 80-78 overtime loss to the Eagles in the title tussle, things had changed with the Hatters. A new mentality was born and head coach Corey Williams believes that little three-game winning streak will pay dividends during the 2016-17 season.

"We put in a lot of work at the end of last season in finishing up really strong and getting to the championship game," Williams said. "Our kids have in the back of their minds that we were two points away from a championship. With everybody returning, we had a good summer trip in Montreal, workouts have been going well. We've made a lot of sacrifices. I feel good about our team having everybody back."

The Hatters graduated no seniors off last season's 12-22 squad and return all the key players from last year's tournament run. Graduate senior Brian Pegg, junior point guard Divine

Myles and sophomore power forward Derick Newton form an enviable nucleus which will lead the Hatters this season. The big key for Stetson, though, is how much impact will last season's strong finish have on this year.

"I think for me, personally, it drives me to want to experience all of that again," Williams said. "That was one of the best times for me since I've been coaching. For the guys, I would think that's something we all want to get back to. How do you do that? That's what we're trying to figure out. We certainly know that we played together a lot better at the end and we've got to continue to do that and people have to play for each other - not for individual glory - but for the team concept. We're somewhat there right now but we're not yet where we need to be."

The trio of Pegg, Myles and Newton gives the Hatters a formidable core and should help Stetson get to where it wants go.

"Those three are the heart and soul of our team," Williams said. "They have to carry us. They give us a great foundation to



Divine Myles

build upon. I tell my wife that she can't get sick or the whole house falls apart. Well, those three have to be healthy throughout the season in order for us to be successful. They have experience, they've been in the wars and battles, they know what it takes to be successful and I look to them to lead our basketball team."

Pegg is Stetson's blue-collar, lunch pail guy. Finally healthy last season after dealing with a cornucopia of nagging injuries through his career, the two-time ASUN All-Academic team member delivered a memorable junior campaign in which he became the first Hatter to lead the ASUN in rebounding (9.8) in 15 years. His 332 rebounds were the most by a Hatter since 1991, and he ranked among NCAA leaders in total rebounds (20th), rebounds per game (27th), field-goal percentage (33rd) and double-doubles (16th). He also showed an ability to score in the post, averaging 12.6 points and leading the ASUN in field-goal percentage (.576) on his way to second-team all-conference honors.

"I know Brian had a great year last for us last season, but I feel like he can improve," Williams said. "He's stronger and he understands the game a little better every year. He understands how to play. He's a hard worker, and really does a lot of dirty work for us. He does a lot of the stuff other guys don't really want to do. He has a big heart."

Myles is Stetson's floor general and one of the most explosive guards in the ASUN. As a sophomore, Myles showed significant statistical improvement in nearly every area of his game. He added 2.7 points to his scoring average (11.1 to 13.8), dished

37 more assists (106-143), and grabbed nearly one more rebound per game (3.7 to 4.5) as a sophomore than he did as a freshman in just two more minutes per game. He also ranked in the ASUN top 10 in five categories, while finishing 12th in scoring.

"He's our bulldog," Williams said. "When the ball is in his hands I expect him to lead. Lead offensively attacking the basket, lead on the defensive end by guarding the best player. I also expect him to lead our team overall, to make sure everybody understands what we're trying to accomplish and that when it's time to go to work, it's time to go to work. I've told him we'll go as far as his leadership takes us. If he leads for the entire season I think our results will reflect how he led our team."

Newton is the lynchpin. After an incredible freshman season in which he was not only named ASUN Freshman of the Year but was also named to the *CollegelInsider.com* Freshman All-American team (for all levels), the 6-6 forward is being counted on to, at the very least, replicate his record-setting rookie season. Newton led the Hatters in scoring at 16.3 points per game, and proved to be a nightmare matchup for other power forwards due to his ability to shoot the ball. He ranked second in the ASUN in 3-point field-goal percentage (.467). He showed his all-around ability night after night, recording seven double-doubles and becoming the first Hatter in 12 years to get 30 points and 10 rebounds in the same game. He set school freshman record for points in a season (553) and field goals (171).

"Offensively he's a natural," Williams said. "When you put him at the four spot he's a tough matchup for the other team. He can shoot, he can get to them rim. When smaller guards switch out on him he can take them to the post. He has to continue to work on his ball handling skills and his rebounding is crucial, too. He has to be a better rebounder (5.6 per game last year). He needs to be around seven boards per game. I always say rebounding is a mentality. His mentality has to change as it relates to rebounding. He has a killer instinct when it comes to scoring and now that needs to transfer to the defensive end to rebounding."

As good as Pegg, Myles and Newton are, it's Stetson's depth which may give opponents the most trouble this year. Veteran guards Angel Rivera, B.J. Glasford, Luke Doyle and Leo Goodman, and first-year big men Larry Dennis and Clay Verk provide what Williams believes will be an outstanding supporting cast.

"We have a lot more experience right now than we have since I've been here," the fourth-year head coach said. "The players are much more comfortable with what we're doing. There's a better understanding of how we do things. Our leadership is still rounding into shape. It's not as evident as I would like for it to be, but everybody's on the same page. We believe that we're a pretty good team when we're all playing together."

One veteran player Williams is particularly excited about as the season begins is Rivera. For the past two seasons Rivera has served as a perfect complement to Myles at the point, a pass-first point guard good enough to start for just about every team in the ASUN. Rivera has a pair of 100-assist seasons to his credit despite starting just 13 games in two seasons. He and



Brian Pegg

Myles give the Hatters a point guard tandem few other teams have.

"Angel had an unbelievable summer and he's continued that during preseason," Williams said. "To have that 1-2 punch can take us to a higher level. Now we have dual threats offensively, because Angel is really starting to score on the offensive end. He's not just a pass-first guy any more. He'll always pass first, but I want him to take some ownership from a scoring standpoint and I think that will present problems for other teams. They are a strong duo. I hear from coaches all the time about how difficult those guys are to handle. And they are totally different."

Doyle enjoyed a breakout season last year in his first campaign with the Hatters. After a slow start to the season in which he shot just 22 percent (11-50) from 3-point range in the first 10 games, Doyle ended the year as Stetson's single-season record holder with 72 treys. He shot nearly 47 percent (61-130) from 3-point range over the Hatters' final 24 games and finished the year with a 9.8 scoring average.

"Luke is an unbelievable shooter," Williams said. "When Angel is in the game he has a great knack for finding Luke. But he's a guy who can improve as well. He's an important part of what we're trying to do."

Goodman showed flashes as a freshman of what kind of player he could be early on, averaging 8.9 points per game over Stetson's first 12 games. He tailed off to 4.8 points over the next

20 games before finishing with 20 points over Stetson's final two ASUN Tournament game. An excellent shooter, Goodman hit on 39 percent of his 3-point attempts last year.

"Leo Goodman should have a good year," Williams said. "He proved at the end of last year how good a shooter he was and he could be a really big part of what we do this year."

Glasford is returning after missing last season with a foot injury. When he's healthy, Glasford is one of Stetson's most athletic players and has abilities on the defensive end which few of Stetson's players currently possess. Long and quick, Glasford can also benefit the Hatters on offense with his ability to get to the basket and to knock down the mid-range jumper. He averaged 3.3 points per game in 2014-15.

"B.J. should be one of the premier defensive players in our league," Williams said. "With his length and size he should be a nightmare on the defensive end. He's an excellent mid-range shooter. He should be a heck of a rebounder for us. He needs to be one of those guards who get a lot of rebounds to help us move that stat back into our favor."

Kevin Ndahiro will give the Hatters some depth up front. Despite playing in just seven games last season due to visa issues, Ndahiro gave the Hatters a much-needed lift in the post-season, playing 35 of his 51 season minutes in the final three games.

"Kevin needs to be a defensive presence around the basket and rebound the ball for us," Williams said.

After struggling with a lack of post depth last season, Williams is happy to welcome newcomers Larry Dennis and Clay Verk into the fold for 2016-17. Dennis, a long and rangy 6-9 athlete, is a native of Wichita, Kan., who played last season for NJCAA national runner-up Hutchinson (Kan.) Community College, and the 6-8 Verk was one of the top prep players in Colorado a year ago for ThunderRidge High School in suburban Denver.

"We expect a lot of Larry Dennis," Williams said. "He's long and can block shots, and he's athletic around the rim. He's still getting in shape but I'm really pleased with his progress. He's getting bigger and stronger. He weighed 206 pounds when he arrived on campus and now he's up to 221. He can cause some difficulties when opponents are trying to attack the rim.

"Clay will be a deer in the headlights in the beginning, but he has abilities that will make people aware of how skilled he is. He's another guy who I think can pay dividends for us."

The Hatters were picked to finish fifth in the annual ASUN preseason coach's poll. FGCU is the consensus favorite, but the next four spots in various polls have been a mixed bag. Williams expects the Hatters to be in the ASUN race to the end.

"I think we'll be in the thick of it," Williams said. "When they do those rankings I'm always curious to see what they look at. FGCU is a very talented team, but I also think there are some other good teams in our league. It's a very competitive conference. Any team in the middle section of the preseason rankings could end up being the team to beat when the end of the year rolls around. Hopefully, that will be us."



Derick Newton



WEBBER INTERNATIONAL

Nov. 11 | Edmunds Center

Head Coach John Shoffner
 Overall Record (yrs.) (12th)
 Webber Record (yrs.) same
 2015-16 Overall 12-17
 2015-16 Sun Conference 6-10/t-5th
 Media Relations Kyle Blue
 Phone (863) 638-2980
 Email BlueKyleR@webber.edu
 Web WebberAthletics.com
 Twitter @WebberAthletics



FLORIDA INTERNATIONAL

Nov. 14 | Edmunds Center

Head Coach Anthony Evans
 Overall Record (yrs.) 143-146 (10th)
 FIU Record (yrs.) 44-52 (4th)
 2015-16 Overall 13-19
 2015-16 C-USA 7-11/t-9th
 Media Relations Mike Hogan
 Phone (305) 348-1496
 Email mihogan@fiu.edu
 Web FIUSports.com
 Twitter @FIUHoops



THE CITADEL

Nov. 18 | Edmunds Center

Head Coach Duggar Baucom
 Overall Record (yrs.) 198-200 (14th)
 Citadel Record (yrs.) 10-22 (2nd)
 2015-16 Overall 10-22
 2015-16 SoCon 3-15/10th
 Media Relations Haley Shotwell
 Phone (843) 953-5120
 Email hshotwel@citadel.edu
 Web CitadelSports.com
 Twitter @Citadel Hoops



EAST CAROLINA

Nov. 20 | Greenville, N.C.
 Savannah Invitational

Head Coach Jeff Lebo
 Overall Record (yrs.) 310-256 (18th)
 ECU Record (yrs.) 99-10 (7th)
 2015-16 Overall 12-20
 2015-16 AAC 4-14/t-9th
 Media Relations Jody Jones
 Phone (252) 737-4524
 Email jonesjod@ecu.edu
 Web ECUPirates.com
 Twitter @ECUPirateHoops



AIR FORCE

Nov. 22 | Colorado Springs, Colo.
 Savannah Invitational

Head Coach Dave Pilipovich
 Overall Record (yrs.) 60-73 (5th)
 AF Record (yrs.) same
 2015-16 Overall 14-18
 2015-16 MWC 5-13/10th
 Media Relations Troy Garnhart
 Phone (252) 737-4524
 Email troy.garnhart@usafa.edu
 Web GoAirForceFalcons.com
 Twitter @AF_MBB



RADFORD

Nov. 25 | Savannah, Ga.
 Savannah Invitational

Head Coach Mike Jones
 Overall Record (yrs.) 79-85 (6th)
 Radford Record (yrs.) same
 2015-16 Overall 16-15
 2015-16 Big South 9-9/7th
 Media Relations TBA
 Phone (540) 831-5726
 Email n/a
 Web RadfordAthletics.com
 Twitter @RadfordMBB



UCF

Nov. 30 | Orlando, Fla.

Head Coach Johnny Dawkins
 Overall Record (yrs.) 156-115 (9th)
 UCF Record (yrs.) First year
 2015-16 Overall 12-18
 2015-16 AAC 6-12/8th
 Media Relations Dan Forcella
 Phone (407) 823-2142
 Email n/a
 Web UCFKnights.com
 Twitter @UCF_MBB



FLORIDA COLLEGE

Dec. 3 | Edmunds Center

Head Coach n/a
 Overall Record (yrs.) n/a
 FIU Record (yrs.) n/a
 2015-16 Overall n/a
 2015-16 C-USA n/a
 Media Relations n/a
 Phone n/a
 Email n/a
 Web WeAreFC.com
 Twitter @FalconBeat



IOWA

Dec. 5 | Iowa City, Iowa

Head Coach Fran McCaffrey
 Overall Record (yrs.) ... 369-263 (21st)
 Iowa Record (yrs.) 118-86 (7th)
 2015-16 Overall 22-11
 2015-16 Big Ten 12-6/t-3rd
 Media Relations Matt Weitzel
 Phone (319) 335-6590
 Email matthew-weitzel@uiowa.edu
 Web HawkeyeSports.com
 Twitter @IowaHoops



SIU EDWARDSVILLE

Dec. 7 | Edwardsville, Ill.

Head Coach Jon Harris
 Overall Record (yrs.) 6-22 (2nd)
 SIUE Record (yrs.) same
 2015-16 Overall 6-22
 2015-16 OVC 3-13
 Media Relations Gavin Nevill
 Phone (615) 963-5674
 Email tneville@tnstate.edu
 Web TSUTigers.com
 Twitter @TSUTigersMBB



SOUTH ALABAMA

Dec. 10 | Edmunds Center

Head Coach Matthew Graves
 Overall Record (yrs.) 37-60 (4th)
 USA Record (yrs.) same
 2015-16 Overall 14-19
 2015-16 Sun Belt 8-12/t-7th
 Media Relations Matt Horne
 Phone (251) 414-8184
 Email mhorne@southalabama.edu
 Web USAJaguars.com
 Twitter @USAJaguarSports



FORT WAYNE

Dec. 18 | Edmunds Center

Head Coach Jon Coffman
 Overall Record (yrs.) 40-25 (3rd)
 IPFW Record (yrs.) same
 2015-16 Overall 24-10
 2015-16 Summit 12-4/t-1st
 Media Relations Derrick Sloboda
 Phone (260) 481-0729
 Email derrick.sloboda@ipfw.edu
 Web GoMastodons.com
 Twitter @FortWayneMBB



CAMPBELL

Dec. 22 | Buies Creek, N.C.

Head Coach Kevin McGeehan
 Overall Record (yrs.) 34-50 (4th)
 Campbell Record (yrs.) same
 2015-16 Overall 12-18
 2015-16 Big South 4-14
 Media Relations Stan Cole
 Phone (910) 893-1331
 Email cole@campbell.edu
 Web GoCamels.com
 Twitter @GoCamelsMBB



ALABAMA

Dec. 29 | Tuscaloosa, Ala.

Head Coach Avery Johnson
 Overall Record (yrs.) 18-15 (2nd)
 Alabama Record (yrs.) same
 2015-16 Overall 18-15
 2015-16 SEC 8-10/10th
 Media Relations Aaron Jordan
 Phone (205) 348-6084
 Email ajordan@ia.ua.edu
 Web RollTide.com
 Twitter @AlabamaMBB



AVE MARIA

Jan. 2 | Edmunds Center

Head Coach John Lamanna
 Overall Record (yrs.) n/a
 Ave Maria Record (yrs.) n/a
 2015-16 Overall 5-23
 2015-16 Sun Conference 2-13
 Media Relations Taylor Hodge
 Phone (239) 304-7884
 Email... Taylor.Hodge@avemaria.edu
 Web AveMariaGyrenes.com
 Twitter @AveMariaHoops



FLORIDA GULF COAST

Jan. 7 | Edmunds Center
 Feb. 23 | Fort Myers

Head Coach Joe Dooley
 Overall Record (yrs.) 122-90 (8th)
 FGCU Record (yrs.) 65-38 (3rd)
 2015-16 Overall 21-14
 2015-16 A-Sun 8-6/t-3rd
 Media Relations Jason MacBain
 Phone (239) 590-7061
 Email jmacbain@fgcu.edu
 Web FGCUAthletics.com
 Twitter @FGCU_MBB



LIPSCOMB

Jan. 12 | Nashville, Tenn.
 Feb. 11 | Edmunds Center

Head Coach Casey Alexander
 Overall Record (yrs.) 65-89 (6th)
 Lipscomb Record (yrs.) 41-53 (4th)
 2015-16 Overall 21-21
 2015-16 A-Sun 7-7/t-5th
 Media Relations Jamie Gilliam
 Phone (615) 966-5166
 Email jamie.gilliam@lipscomb.edu
 Web LipscombSports.com
 Twitter @LipscombBisons



KENNESAW STATE

Jan. 14 | Kennesaw, Ga.
 Feb. 9 | Edmunds Center

Head Coach Al Skinner
 Overall Record (yrs.) 396-311 (24th)
 Kennesaw Record (yrs.) 11-20 (2nd)
 2015-16 Overall 11-20
 2015-16 A-Sun 7-7/5th
 Media Relations Joseph Feldman
 Phone (470) 578-7789
 Email jfeldma4@kennesaw.edu
 Web KSUOwls.com
 Twitter @KSUOWLSMBB



NJIT

Jan. 19 | Edmunds Center
Feb. 18 | Newark, N.J.

Head Coach Brian Kennedy
Overall Record (yrs.) First Year
NJIT Record (yrs.) same
2015-16 Overall 20-15
2015-16 A-Sun 8-6/t-2nd
Media Relations... Matt Provence
Phone (610) 504-1037
Email provence@njit.edu
Web NJITHighlanders.com
Twitter @NJITHighlanders



USC UPSTATE

Jan. 21 | Edmunds Center
Feb. 16 | Spartanburg, S.C.

Head Coach Eddie Payne
Overall Record (yrs.) .. 470-458 (32nd)
Upstate Record (yrs.).. 210-225 (15th)
2015-16 Overall 10-22
2015-16 A-Sun 4-10/t-7th
Media Relations..... Wesley Herring
Phone (864) 503-5152
Email wherring@uscupstate.edu
Web UpstateSpartans.com
Twitter @UPSTMBB



JACKSONVILLE

Jan. 25 | Jacksonville, Fla.
Feb. 30 | Edmunds Center

Head Coach Tony Jasick
Overall Record (yrs.) 78-85 (6th)
JU Record (yrs.) 26-38 (3rd)
2015-16 Overall 16-16
2015-16 A-Sun 8-6/t-4th
Media Relations..... Cooper Welch
Phone (904) 256-7761
Email cwelch5@ju.edu
Web JUDolphins.com
Twitter @JU_MBB



NORTH FLORIDA

Jan. 28 | Edmunds Center
Feb. 4 | Jacksonville, Fla.

Head Coach Matthew Driscoll
Overall Record (yrs.) 144-189 (12th)
UNF Record (yrs.) 118-112 (8th)
2015-16 Overall 22-12
2015-16 A-Sun 10-4/1st
Media Relations..... Brian Morgan
Phone (904) 620-402
Email b.morgan@unf.edu
Web UNFOspreys.com
Twitter @UNFOspreys



BETHUNE-COOKMAN

Feb. 1 | Daytona Beach, Fla.

Head Coach Gravelle Craig
Overall Record (yrs.) 64-101 (6th)
B-CU Record (yrs.) same
2015-16 Overall 14-18
2015-16 MEAC 10-6
Media Relations..... Dan Ryan
Phone (386) 481-2240
Email ryand@cookman.edu
Web BCUAthletics.com
Twitter @BCUAthletics



COACHING STAFF



COREY WILLIAMS

HEAD COACH

4th Season

Oklahoma State '02

Slowly but surely, Corey Williams is building something special in DeLand.

Williams has been deliberate in his quest to turn the Hatters into a winner. He hasn't gone for the quick fix. He is building a program, not just a team. And that program is on the verge.

At the end of the 2015-16 season, Williams' efforts finally began to pay off. The Hatters closed the regular season with a thrilling 80-73 win over conference foe FGCU, then steamrolled their way to a pair of Atlantic Sun Conference Tournament victories to reach the tournament finals for the first time since 1994.

With a championship on the line, Williams guided a senior-less roster to within a basket of winning the title as the Hatters lost 80-78 in overtime at FGCU. Despite the defeat, Williams and the Hatters served notice that the rebuild is nearing completion.

As he enters his fourth season at Stetson, Williams has assembled his most talented and experienced team. Williams knows something about talent and experience. With an NBA championship and nine NCAA Tournaments as both a player and coach on his resume, he knows what it takes to be a winner.

Williams was named the 21st head coach in program history on June

3, 2013 -- less than 10 weeks before the start of the school year.

Williams' third season got off to a rough start as one of the nation's youngest rosters struggled to gel, but there were some bright spots: a come-from-behind win at FIU in November; another tough road win at Kennesaw State in early January; and an impressive near-comeback at Marquette on national television the same month gave fans and Williams an idea that more was on the way.

With freshman Derick Newton and junior Brian Pegg leading the way the Hatters became a post-season force. Pegg led the A-Sun in rebounding and Newton rewrote Stetson's freshman record book on his way to earning Freshman All-America and A-Sun Freshman of

the Year honors.

In his second season roaming the sidelines at the Edmunds Center, Williams guided one of the youngest teams in the country to a second straight Atlantic Sun Conference Tournament appearance. With a lineup regularly featuring two or even three freshmen, Williams kept the Hatters competitive throughout the 2014-15 season while also laying the foundation for a strong future.

The young talent last season was evident. Guards Grant Lozoya and Divine Myles earned spots on the A-Sun's All-Freshmen teams, while fellow freshman Angel Rivera set the program's record for assists by a freshman with 120. He and Myles also became the first teammates, regardless of class, to each





THE WILLIAMS FILE

Education

Oklahoma State '02

Personal

Date of Birth: April 24, 1970

Hometown: Macon, Ga.

Wife: Nicole Williams

Children: Jourdan (17), C.J. (13)

Coaching Experience

1993-94: Student Asst., Oklahoma State

2000-07: Asst. Coach, Oral Roberts

2007-13: Asst. Coach, Florida State

Playing Experience

1989-92: Oklahoma State

1992-93: Chicago Bulls

1993-94: Oklahoma City Cavalry

1994: Minnesota Timberwolves

1994-95: Grand Rapids Mackers

1995-98: Dacin Tigers

record 100 assists in the same season.

After opening his rookie coaching season with eight consecutive games away from home, Williams earned his first career head coaching victory with a 56-52 win over Volusia County rival Bethune-Cookman on Dec. 3, 2013 in DeLand. The Hatters struggled throughout the year, however, and finished the season with a 7-24 mark.

Williams has been blessed throughout his basketball playing and coaching career to be surrounded by and learn from some of the finest minds in the game, including Phil Jackson, Eddie Sutton, Bill Self and Leonard Hamilton.

A native of Macon, Ga., Williams played point guard at Oklahoma State. He had a lengthy career as a professional player, spending his rookie season in the NBA with the Chicago Bulls where he was a part of the 1993 NBA Championship team, before starting his coaching career.

Prior to taking the reins at Stetson, Williams spent six seasons as an assistant at Florida State. His career with the

Seminoles coincided with the team's winningest five-year period, beginning in 2007-08. During this time the team won its first ACC Championship, enjoyed a school-record run of four straight NCAA Tournament appearances, four consecutive years of double digit wins in ACC play, produced five NBA Draft picks, recorded 16 wins over nationally ranked teams and appeared in the national rankings in four straight seasons.

Williams assisted in the development of the Seminoles into one of the best programs in the ACC with the perseverance that has also made him one of the nation's top recruiters. He was instrumental in Florida State's run to the 2011 NCAA Tournament Sweet 16 as well as the 2012 ACC Championship.

Before joining the Florida State staff, Williams was an assistant coach for seven seasons at Oral Roberts where he aided the Golden Eagles in achieving an average of 18 wins per season, including 20 or more wins in each of his last three seasons in Tulsa. ORU captured the Mid-Continent Conference

regular season and tournament titles in 2006 and 2007, advancing to play in the NCAA Tournament each season. The 2006-07 squad not only finished with a 23-11 record, but the Golden Eagles also stunned the college basketball world when they defeated then-No. 3 Kansas, 78-71, in an early-season game at legendary Allen Fieldhouse.

Williams played collegiately at Oklahoma State from 1989-1992. He finished his career eighth on OSU's career scoring charts with 1,320 points. During his collegiate playing career he helped lead the Cowboys to consecutive NCAA Tournament Sweet 16 appearances under Coach Eddie Sutton in 1991 and 1992. The Cowboys were ranked 14th in the final Associated Press poll of the 1991 season and 10th in the final coaches' poll following the 1992 season. With Williams in Oklahoma State's line-up for 128 games during his four-year varsity career, the Cowboys ranked as one of the top teams statistically in the nation.

Following the conclusion of his collegiate career, Williams was a 2nd-round draft pick of the Chicago Bulls, but that wasn't his only professional opportunity. Despite having not played football since junior high, the Kansas City Chiefs selected Williams in the 12th round of

WILLIAMS COACHING RECORD					
Year	School	Position	Rec.	Pct.	Misc.
2000-01	ORU	Asst. Coach	10-19	.345	
2001-02	ORU	Asst. Coach	17-14	.548	t-2nd Mid-Con
2002-03	ORU	Asst. Coach	18-10	.643	Most wins in 5 yrs
2003-04	ORU	Asst. Coach	17-11	.607	t-2nd Mid-Con
2004-05 [^]	ORU	Asst. Coach	25-8	.758	Mid-Con RS Champs
2005-06*	ORU	Asst. Coach	21-12	.636	Mid-Con RS/Tourn. Champ
2006-07*	ORU	Asst. Coach	23-11	.676	Mid-Con RS/Tourn. Champ
2007-08 [^]	Florida State	Asst. Coach	19-15	.559	NIT 1st Round
2008-09*	Florida State	Asst. Coach	25-10	.714	ACC Runner-up
2009-10*	Florida State	Asst. Coach	22-10	.688	NCAA 1st Round
2010-11*	Florida State	Asst. Coach	23-11	.676	NCAA Sweet 16
2011-12*	Florida State	Asst. Coach	25-10	.714	ACC Champs
2012-13 [^]	Florida State	Asst. Coach	18-16	.529	NIT 1st Round
2013-14	Stetson	Head Coach	7-24	.226	ASUN 1st Round
2014-15	Stetson	Head Coach	9-22	.290	ASUN 1st Round
2015-16	Stetson	Head Coach	12-22	.353	ASUN Runner-up
Totals	Overall	16 seasons	291-225	.564	9 Postseason App.
	at ORU	7 seasons	131-85	.606	
	at Florida St.	6 seasons	132-72	.647	
	at Stetson	3 seasons	28-68	.292	

*-NCAA Tournament; [^]-NIT

the 1992 NFL Draft. He was the only OSU Cowboy drafted that year.

As a rookie in the NBA, Williams was a member of the Michael Jordan-led Bulls as the franchise captured its third straight NBA title. Following his one season in Chicago, Williams played parts of the next season with the Min-

nesota Timberwolves, while also playing for the Oklahoma City Cavalry of the CBA. He returned to Oklahoma State as a student assistant in 1994, serving as a member of the Cowboys' staff during their 1994 Final Four campaign. Williams then played and coached professionally in Taiwan, from 1995-98.

Williams earned a bachelor's degree in education from Oklahoma State in 2002. He and his wife, Nicole, have two children: Jourdan (17) and Corey, Jr. (13).





BERT CAPEL

ASSISTANT COACH

4th Season

Evangel '05

No stranger to the state of Florida or Corey Williams, Bert Capel begins his fourth season as an assistant coach at Stetson.

Capel joined the Hatter family after serving as an assistant coach at Jacksonville College in Texas in 2012-13. Prior to joining the Jaguars staff, Capel was a graduate assistant (2009-11) and the recruiting assistant (2011-12) at Florida State from 2009-12.

Working with Corey Williams and the Seminoles, Capel played a role in everything from scouting reports to individual workouts. During his time at FSU, Capel was a part of the school's first ACC Championship and three straight

NCAA Tournament appearances, including a trip to the 2011 Sweet 16.

Capel began his coaching career at his alma mater, Evangel University in Springfield, Mo. From 2006-09 the team posted three-straight 20-win seasons, two NAIA national tournament appearances, and was consistently ranked in the Top 25.

As a player at Evangel, Capel was a member of the Crusaders' national championship team that finished 35-1 and was ranked No. 1 throughout the entire year.

A graduate of Heritage Academy in Florence, Ky., Capel was inducted into the Northern Kentucky Sports Hall of Fame in 2012 for his accomplishments in both basketball and baseball. He earned his Bachelor of Science from Evangel in 2005, a Master of Arts at Evangel in 2008, and a Master of Science at Florida State in 2011.

Capel and his wife, Stacy, are the parents of daughters Myla (5) and Kinzli (3).



THE CAPEL FILE

Education
 B.S., Evangel, 2005
 M.A., Evangel, 2008
 M.S., Florida State, 2011

Personal
 Date of Birth: Feb. 21, 1982
 Hometown: Florence, Ky.
 Wife: Stacy
 Children: Myla (5), Kinzli (3)

College Coaching Experience
 2012-13: Asst. Coach, Jacksonville Coll.
 2009-12: Grad Asst. Florida State
 2006-09: Asst. Coach, Evangel



KEVIN DUX

ASSISTANT COACH

4th Season

Coe College '09

Kevin Dux begins his fourth season with the Stetson men's basketball program, and his second as an assistant coach after serving the previous two seasons as Director of Basketball Operations.

Dux originally joined the Hatters after a two-year stint as a graduate assistant with the Florida State men's basketball program, where he worked closely with Stetson head coach Corey Williams and assistant coach Bert Capel.

In his role as assistant coach, Dux's duties will include working with Stetson's post players, recruiting and scheduling. He will also serve as the team's academic supervisor.

Dux earned a Master of Science degree in Sport Management at Florida State while assisting the Seminoles basketball program for two seasons. At FSU he was responsible for tracking the academic progression of the student-athletes, assisting with film breakdown and scouting reports, helping coaches with recruiting visits, and supervising five undergraduate managers.

A four-year letterwinner at Coe College in Iowa, Dux earned All-Iowa Conference, Academic All-Iowa Conference, ESPN the Magazine Academic All-District, and NABC Honors Court accolades as a student-athlete.

After graduating with a Bachelor of Arts degree from Coe College in 2009, Dux stayed at his alma mater as an assistant coach for two seasons.

Dux is also a veteran of Leonard Hamilton's Florida State Basketball Camp,

where he worked as an Assistant Camp Director. There he was responsible for all administrative camp functions, executing an effective marketing campaign for the event, as well as the hiring and monitoring of camp staff.

THE DUX FILE

Education

B.A., Coe College, 2009

Personal

Date of Birth: Oct. 9, 1986

Hometown: Boulder, Colo.

College Coaching Experience

2013-15: Dir. of Basketball Ops., Stetson

2011-13: Graduate Asst., Florida State

2009-11: Asst. Coach, Coe College





NIKITA JOHNSON

ASSISTANT COACH

4th Season

West Georgia '89

Nikita Johnson begins his fourth season on Corey Williams' staff at Stetson. Johnson brings over 30 years of coaching experience to the Hatters.

Johnson has enjoyed many highlights throughout his career, including coaching and/or recruiting over 50 players who went on to play professionally – including current NBA players Glen Davis, Tyrus Thomas, Brandon Bass, Mike James, Anthony Randolph and Elfrid Payton. But perhaps nothing can match his trip to the Final Four as a member of the LSU coaching staff in 2006.

Prior to his arrival in DeLand, Johnson spent two seasons on the bench with head coach Bob Marlin at Louisiana-La-

fayette. Johnson helped the Ragin' Cajuns post their first winning season in seven years during the 2011-12 campaign

Before his time in Lafayette, Johnson was the Associate Head Coach at Louisiana Tech from 2007-10. The Bulldogs made an appearance in the College Insider Tournament in 2010 after recording 24 wins, the most in 25 years.

Johnson served for three seasons (2004-07) on John Brady's staff at LSU. During his time in Baton Rouge, the Tigers went to a Final Four (2006) and captured the SEC West (2005) division title. The Tigers were a combined 64-34 in his three seasons.

From 1993 to 2004 Johnson spent time on the staffs of Murray State, Duquesne, Tennessee State, and New Orleans. He got his start in college coaching at Chipola Junior College in 1981. After two seasons at his alma mater West Georgia and two more at Odessa College of the NJCAA, Johnson moved to the Division I ranks at Murray State. The Racers won two Ohio Valley

Conference titles, made one NIT appearance and one NCAA Tournament appearance during his time in Murray.

A native of Greenwood, Fla., Johnson earned region, all-county, and all-district honors at Marianna High. He helped his team go 76-10 in three seasons, including two runner-up finishes in the state playoffs in 1977 and 1978.

Johnson earned his Associate of Arts degree at Chipola Junior College in 1981, and his Bachelor of Arts at West Georgia in 1989. He is married to the former Tonya Ramey of Pittsburgh, Pa.

THE JOHNSON FILE

Education

B.A., West Georgia, 1989

Personal

Date of Birth: Aug. 13, 1960

Hometown: Greenwood, Fla.

Wife: Tonya

College Coaching Experience

2010-12: Asst. Coach, La.-Lafayette

2007-10: Assoc. Head Coach, Louisiana Tech

2004-07: Asst. Coach, LSU

1998-2004: Asst. Coach, New Orleans

1997-98: Asst. Coach, Tennessee State

1995-98: Asst. Coach, Duquesne

1993-95: Asst. Coach, Murray State

1991-93: Asst. Coach, Odessa College

1989-91: Asst. Coach, Chipola JC

1987-89: Asst. Coach, West Georgia

1981-87: Asst. Coach, Chipola JC





CHAD VINCENT

DIRECTOR OF BASKETBALL OPERATIONS

1st Season

Stetson '16

Former team manager Chad Vincent has been named as Director of Operations for the Stetson men's basketball team, head coach Corey Williams announced today.

Vincent, a 2016 Stetson graduate, spent the previous three seasons with the Hatters as lead team manager. He replaces Frank Popieski, who left in late July for a position at Alcorn State.

"For this position we couldn't have hired anyone that has more passion for our school and our basketball pro-

gram," Williams said. "Chad was really instrumental in our success over the last three years. Once the job came open Chad was the only person I had in mind."

In his new role, Vincent will handle team travel and serve as director of Stetson Basketball Camps. He will also assist in practice planning. He will manage film exchange, assist in practice planning and be in charge of the student managers.

"This is an unbelievable opportunity that Coach Williams has given me, especially at my age," Vincent said. "I got the call in late July and I couldn't say no. I'm looking forward to working with Coach Williams in a different scope. I'm excited for the season."

Vincent has extensive experience coaching on the AAU circuit, serving as the director and head coach of the Connecticut Force 16U and 18U teams. He also spent one season coaching the Rhode Island Breakers 15U squad. He has also worked as a counselor at the Kevin Ollie Basketball Camp, Connecticut College Camp and numerous high school camps.

A native of Norwich, Conn., Vincent's brother, Chris, is the Director of Basketball Operations at Yale. Their father, Pete, has been a high school basketball coach for over 25 years.





MEET THE HATTERS



#33 • LUKE DOYLE

6-5 • 205 • G • Junior

Oviedo, Fla.
Nicholls State
Hagerty HS

Awards & Honors

•ASUN Newcomer of the Week (Jan. 4, 2016)

2015-16 (RS-Sophomore): Arguably the ASUN's top sixth man in his first season with the Hatters ... set a school record by making 72 three-pointers, breaking the previous record of 70 set by Mark Brisker in 1990-91 ... started just one game (Tennessee State), playing a career-high 45 minutes ... ranked seventh in the A-Sun in both 3-pointers made and 3-point percentage (.400) ... scored in double figures 21 times in 34 games ... enjoyed back-to-back 24-point games against Florida Tech and Webber International ... tied school record with eight 3-pointers against Florida Tech ... received ASUN Newcomer of the Week honors for his efforts in those games ... just missed a double-double with 11 points and nine rebounds at USC Upstate ... dished a season-high seven assists against Fort Valley State ... scored 18 points in regular-season finale against FGCU, helping Hatters to a rare victory over the Eagles

... ended the season with a six-game double-digit scoring streak ... averaged 8.8 points and 2.6 rebounds per game in A-Sun play.

Before Stetson: Spent his freshman year at Nicholls State in Thibodaux, La. ... played in 28 games, averaging 16 minutes per game ... averaged 3.8 points and 1.6 rebounds per game for the Colonels ... scored a season-high eight points on two separate occasions ... averaged 2.3 assists for every turnover.

High School: 2013 graduate of Hagerty High School in Oviedo, Fla., where he was a four-year starter ... helped lead the Huskies to 88 wins over the course of his career ... scored 1135 career points ... helped lead Hagerty to the 2013 8A State one year after finishing as runner up ... averaged 17 points, seven rebounds and six assists as a senior ... voted all conference, all district, 3rd team All State and 8A Final Four MVP.

Personal: Full name is Lucas Edward Doyle ... born December 21, 1994 ... son of Ed and Monica Doyle ... has a sister, Natalie, and a brother, Ryan.

DOYLE'S CAREER STATISTICS

Season	GP-GS	Min/Avg.	FG-FGA	Pct.	3FG-FGA	Pct.	FT-FTA	Pct.	Reb-Avg	PF	Ast	TO	Blk	Stl	Pts	Avg
2015-16	34-1	817/24.0	113-251	.450	72-180	.400	34-42	.810	94-2.8	54	56	27	5	26	332	9.8

DOYLE'S CAREER HIGHS

Points: 24 (2x), last vs. Webber International (1/2/16)

FGM: 8 (2x), last vs. Webber International (1/2/16)

3FGM: 8, vs. Florida Tech (12/30/15)

FTM: 5, vs. East Carolina (11/27/15)

Rebounds: 9, at USC Upstate (2/13/16)

Assists: 7, vs. Fort Valley State (11/23/15)

Blocks: 1 (4x), last vs. Bethune-Cookman (2/22/16)

Steals: 3, vs. Florida Tech (12/30/15)

Minutes: 32, vs. FGCU (2/25/16)



DOYLE'S 2015-16 GAME-BY-GAME

Opponent	min	fg	3fg	ft	reb	ast	to	blk	stl	pts
at Richmond	25	4-8	2-5	0-0	2	5	0	0	1	10
at The Citadel	28	6-11	1-6	0-0	1	0	0	0	0	13
at West Virginia	23	1-7	1-6	2-2	4	1	1	0	0	5
FORT VALLEY STATE	22	5-9	3-7	0-0	4	7	1	0	2	13
vs Beth Cookman	13	0-4	0-3	0-0	3	1	0	0	1	0
vs East Carolina	22	4-9	3-8	5-5	0	2	2	0	0	16
at FIU	20	4-8	1-5	2-2	2	0	1	0	2	11
UCF	12	0-6	0-4	0-0	1	1	0	0	1	0
at Tennessee State	11	1-2	0-1	0-0	1	0	0	0	0	2
TENNESSEE STATE	45	2-10	0-5	2-2	1	1	0	0	1	6
ALBANY STATE	22	6-8	3-5	0-0	3	4	1	1	1	15
at IPFW	31	5-8	4-7	0-0	5	1	0	0	0	14
at Ga. Southern	18	1-2	0-1	0-0	1	0	1	0	0	2
FLORIDA TECH	25	8-12	8-11	0-0	3	3	1	0	3	24
WEBBER INT'L	21	8-12	6-9	2-3	6	4	2	0	0	24
NORTH FLORIDA	24	2-9	1-6	0-0	3	1	1	1	0	5
at FGCU	28	2-8	1-4	0-0	3	3	0	0	0	5
USC UPSTATE	28	5-12	4-10	0-0	1	1	1	0	1	14
NJIT	23	3-7	3-6	4-6	0	2	0	0	0	13
at Lipscomb	24	3-6	3-6	1-2	1	1	1	0	2	10
at Kennesaw State	16	3-5	2-4	2-3	1	2	2	0	0	10
at Marquette	27	2-6	1-5	2-2	4	2	1	0	1	7
at Jacksonville	22	1-6	1-5	0-0	2	0	2	0	1	3
at North Florida	27	5-7	2-3	0-0	2	0	0	0	0	12
JACKSONVILLE	11	0-4	0-4	0-0	1	1	0	0	0	0
at NJIT	23	2-5	1-3	4-4	6	1	2	0	0	9
at USC Upstate	25	4-11	2-6	1-2	9	1	1	0	1	11
KENNESAW STATE	22	1-4	1-3	0-0	3	0	1	1	2	3
LIPSCOMB	28	3-6	2-4	2-2	1	1	0	0	0	10
BETH COOKMAN	32	6-11	4-8	0-1	8	2	1	1	2	16
FGCU	32	6-9	6-8	0-0	3	5	0	0	2	18
at NJIT	26	3-6	2-4	3-4	3	0	2	1	0	11
at Lipscomb	28	4-5	2-3	0-0	5	3	2	0	1	10
at FGCU	33	3-8	2-5	2-2	1	0	0	0	1	10





#3 • B.J. GLASFORD

6-4 • 195 • G • RS-Junior

Miami, Fla.

Coral Reef HS

2015-16 (Junior): Missed the season after suffering an injury during summer workouts and reaggrevating the injury during fall practice ... was granted a medical redshirt.

2014-15 (Sophomore): Appeared in 30 games, making three starts ... started the season's first three games ... scored a then-career high 11 points in Stetson's season-opening win over Edward Waters ... scored a career-high 15 points in a loss at Davidson, going 4-of-7 from the field with three 3-pointers ... chipped in 10 points in home loss to Kennesaw State ... was perfect from the field (4-4) in scoring nine points in Stetson's win at Bethune-Cookman ... also had three steals and three assists against the Wildcats ... averaged 2.9 points and 0.7 rebounds in Atlantic Sun Conference play.

2013-14 (Freshman): Appeared in all 31 games as a freshman, playing in a re-

serve role ... came on strong at the end of the season, combining to score 24 points in Stetson's last two games of the season ... scored 11 points in regular-season finale at Lipscomb, and tallied a season-high 13 points in Atlantic Sun Championship quarterfinal loss at Florida Gulf Coast ... scored nine points on 4-of-5 shooting in loss at North Florida ... followed up that effort with back-to-back seven-point efforts home wins over East Tennessee State and USC Upstate ... grabbed a season-high five rebounds in regular-season loss at FGCU ... also had four assists in that game against the Eagles ... averaged 4.2 points and 2.1 rebounds in A-Sun play.

High School: 2013 graduate of Coral Reef High School in Miami, Fla. ... led CRHS to a district championship in 2012 ... earned second-team All-Dade County honors ... was a member of the Black Student Union at Coral Reef.

Personal: Born Brian Malik Glasford ... son of Brenda and Brian Glasford ... has one brother, Travis, who played football at Western Illinois from 2002-06.

GLASFORD'S CAREER STATISTICS

Season	GP-GS	Min/Avg.	FG-FGA	Pct.	3FG-FGA	Pct.	FT-FTA	Pct.	Reb-Avg	PF	Ast	TO	Blk	Stl	Pts	Avg
2013-14	31-0	367/11.8	37-115	.322	13-52	.250	19-25	.760	49-1.6	39	21	22	3	11	106	3.4
2014-15	30-3	492/16.4	35-121	.289	14-57	.246	14-23	.609	41-1.4	50	33	31	2	15	98	3.3
TOTAL	61-3	859/14.1	72-236	.305	27-109	.248	33-48	.688	90-1.5	89	54	53	5	26	204	3.3

GLASFORD'S CAREER HIGHS

Points: 15, at Davidson (12/6/14)
FGM: 5, at FGCU (3/4/14)
3FG: 3, at Davidson (12/6/14)
FT: 4, at Davidson (12/6/14)
Rebounds: 5 (3x), last vs. Florida Tech (12/30/14)
Assists: 5, vs. Florida Tech (12/30/14)
Blocks: 1 (4x), last at N. Colorado (11/28/14)
Steals: 3 (2x), last at Bethune-Cookman (2/3/15)
Minutes: 26, vs. Edward Waters (11/14/14)



GLASFORD'S 2014-15 GAME-BY-GAME

Opponent	min	fg	3fg	ft	reb	ast	to	blk	stl	pts
EDWARD WATERS	26	4-7	1-2	2-4	5	3	0	0	3	11
at UCF	23	0-5	0-1	1-2	1	2	1	0	0	1
FIU	18	2-5	0-1	0-0	1	1	1	0	0	4
at New Mexico St.	7	0-2	0-1	0-0	1	2	0	0	1	0
at Wyoming	13	0-4	0-2	0-0	2	0	0	0	1	0
at N. Colorado	8	0-2	0-2	0-0	1	2	0	1	0	0
vs Florida A&M	11	0-1	0-0	0-0	1	0	2	0	0	0
IPFW	5	0-1	0-1	0-0	0	1	0	0	0	0
at Davidson	21	4-7	3-5	4-5	2	1	1	0	1	15
at FAU	17	1-5	0-3	3-3	3	0	0	0	0	5
GEORGIA SO.	13	1-5	1-5	0-0	1	0	1	0	1	3
at Florida State	9	0-4	0-2	0-0	2	0	1	0	0	0
FLORIDA TECH	24	1-5	1-2	0-0	5	5	3	0	1	3
FLORIDA A&M	16	1-6	1-5	0-0	2	1	2	0	0	3
at FGCU	24	1-9	1-6	2-3	2	1	1	0	2	5
at Jacksonville	16	1-2	0-1	0-0	0	2	0	0	0	2
NORTH FLORIDA	13	1-2	0-0	0-0	0	0	4	0	0	2
at Kennesaw St.	18	0-2	0-1	0-0	1	1	0	0	0	0
at USC Upstate	15	1-3	0-1	0-1	0	1	1	0	0	2
N. KENTUCKY	15	1-2	0-0	0-0	1	1	1	0	0	2
LIPSCOMB	15	1-3	0-0	0-0	0	0	0	0	0	2
at Bethune-Cookman	25	4-4	1-1	0-1	2	3	2	0	3	9
FGCU	17	2-4	0-2	0-0	0	0	1	0	0	4
at Lipscomb	23	1-3	1-2	0-0	1	2	1	0	0	3
at N. Kentucky	18	2-4	1-2	0-0	2	0	2	0	0	5
USC UPSTATE	14	0-5	0-2	0-0	0	2	1	0	0	0
KENNESAW ST.	23	4-7	2-3	0-0	2	0	3	1	0	10
JACKSONVILLE	9	1-2	1-2	0-0	1	0	1	0	0	3
at North Florida	17	0-4	0-1	0-0	0	1	0	0	0	0
at North Florida	19	1-6	0-1	2-4	2	1	1	0	2	4



#35 • LEO GOODMAN

6-5 • 210 • G/F • Sophomore

Saginaw, Mich.

Elite 1 Academy

Roosevelt HS

2015-16 (Freshman): Helped provide the Hatters with bench depth during his freshman season ... enjoyed a strong start and a strong finish to his first season at Stetson ... reached double figures in points eight times as a freshman ... averaged 8.9 points per game through Stetson's first 12 contests, before tailing off to 4.8 points over the next 20 games ... finished the season by scoring 20 points in the Hatters' final two games, including 12 in an A-Sun Tournament semifinal win at Lipscomb ... made season's lone start in Stetson's upset at North Florida and responded with nine points in 20 minutes ... opened season with 10 points at Richmond ... had 14 points on 4 of 9 shooting at West Virginia two games later ... scored a season-high 15 points in a home loss to UCF ... that effort capped a three-game stretch in which he averaged 12.7 points ... averaged 4.9 points and 1.7 rebounds in league play.

Before Stetson: Spent a post-graduate season at Elite 1 Academy in Phoenix,

Ariz., in 2014-15 ... ranked as the No. 3 post-graduate player in Arizona and the No. 13 senior overall by PrepHoopsArizona.com ... attended high school in both Las Vegas and Southern California ... spent his freshman, sophomore and junior seasons at Las Vegas' East Career Technical High School ... averaged 16.9 points and 6.6 rebounds per game as a senior at Roosevelt High School in Eastvale, Calif., during the 2013-14 season ... shot 53 percent from the field, including 39 percent (37-94) from 3-point range ... made 70 percent (60-86) at the free throw line ... scored 20 or more points 10 times, including a season-high 33 points in 70-67 loss to Golden Valley ... had six double-digit rebounding games, including a high of 14 twice ... named first-team All-Southern California and second-team All-State ... led the prestigious Kingdom of the Sun Tournament in Ocala, Fla., in scoring with 83 point in four games, earning all-tournament honors.

... born Nov. 6, 1996 in Saginaw, Mich. ... son of Leo Goodman, Sr., and Sue Goodman ... has a brother, Nathaniel, and two sisters, Shawonda and Jasmine ... plans to major in Sports Management.


Personal: Full name is Leo Goodman, Jr.

GOODMAN'S CAREER STATISTICS

Season	GP-GS	Min/Avg.	FG-FGA	Pct.	3FG-FGA	Pct.	FT-FTA	Pct.	Reb-Avg	PF	Ast	TO	Blk	Stl	Pts	Avg
2015-16	34-1	544/16.0	80-190	.421	39-100	.390	24-28	.857	76-2.2	55	12	20	5	15	223	6.6

GOODMAN'S CAREER HIGHS

Points: 14, at West Virginia (11/20/15)
FGM: 6, vs. UCF (12/2/15)
3FGM: 4 (2x), last at Lipscomb (3/3/16)
FTM: 5, vs. NJIT (1/16/16)
Rebounds: 5 (2x), last vs. Tennessee State (12/14/15)
Assists: 4, at West Virginia (11/20/15)
Blocks: 2, vs. Albany State (12/16/15)
Steals: 3, vs. Webber International (1/2/16)
Minutes: 27, vs. Webber International (1/2/16)



GOODMAN'S 2015-16 GAME-BY-GAME

Opponent	min	fg	3fg	ft	reb	ast	to	blk	stl	pts
at Richmond	22	4-8	2-5	0-0	1	2	0	0	2	10
at The Citadel	15	2-4	1-2	0-0	2	0	1	0	0	5
at West Virginia	22	4-9	2-5	4-4	4	0	3	0	2	14
FORT VALLEY STATE	21	4-5	1-2	0-0	2	2	0	0	0	9
vs Beth Cookman	13	2-4	1-3	0-0	3	1	0	0	0	5
vs East Carolina	19	4-7	2-4	1-1	3	0	1	0	0	11
at FIU	19	4-6	4-4	0-0	3	0	2	1	1	12
UCF	19	6-13	2-3	1-1	5	0	0	0	1	15
at Tennessee State	12	0-4	0-2	0-0	1	0	2	0	0	0
TENNESSEE STATE	20	1-6	0-4	1-2	5	1	0	0	0	3
ALBANY STATE	23	5-14	3-9	0-0	3	0	1	2	0	13
at IPFW	19	3-5	2-4	2-2	1	0	1	0	2	10
at Ga. Southern	13	1-5	1-4	2-2	1	0	1	0	1	5
FLORIDA TECH	12	3-7	0-2	1-1	1	0	0	0	0	7
WEBBER INT'L	27	3-7	0-1	3-4	5	1	1	0	3	9
NORTH FLORIDA	17	2-8	0-2	0-0	2	1	0	0	0	4
at FGCU	16	3-7	0-3	1-2	1	0	0	0	0	7
USC UPSTATE	10	2-3	1-1	0-0	1	1	0	0	1	5
NJIT	19	1-5	1-2	5-5	9	0	0	0	0	8
at Lipscomb	17	3-5	1-2	0-0	2	0	0	0	0	7
at Kennesaw State	10	2-3	2-2	0-0	1	0	0	0	0	6
at Marquette	9	1-6	0-3	0-0	1	0	2	0	0	2
at Jacksonville	19	0-3	0-3	0-0	2	1	0	0	1	0
at North Florida	20	4-7	1-2	0-0	1	0	0	0	0	9
JACKSONVILLE	9	0-1	0-0	0-0	0	0	0	0	0	0
at NJIT	15	1-2	1-2	0-0	1	0	2	0	0	3
at USC Upstate	11	1-3	0-1	1-2	2	0	0	0	0	3
KENNESAW STATE	18	3-6	2-3	0-0	1	0	0	0	0	8
LIPSCOMB	14	2-5	1-2	0-0	1	0	1	1	0	5
BETH COOKMAN	9	0-3	0-2	2-2	0	0	1	0	0	2
FGCU	11	1-2	1-1	0-0	0	0	0	0	0	3
at NJIT	8	1-3	1-3	0-0	2	1	0	0	0	3
at Lipscomb	17	4-9	4-8	0-0	2	0	0	1	0	12
at FGCU	19	3-5	2-4	0-0	7	1	1	0	1	8



#21 • WILL HOLLMANN

6-8 • 245 • F/C • Sophomore

DeLand, Fla.

DeLand HS

2015-16 (Freshman): First season as a walk-on with the Hatters ... appeared in six games ... scored first career basket against Albany State ... also grabbed a pair of rebounds vs. the Rams ... played a season-high six minutes against Webber International.

Before Stetson: 2015 graduate of DeLand High School ... also attended Trinity Christian in Deltona, Fla., and Father Lopez in Daytona Beach, Fla. ... graduated magna cum laude.

Personal: Full name is William Kenneth Hollmann ... born Feb. 20, 1997 ... son of Mark and Stacia Hollmann ... father is one of Stetson's team physicians ... majoring in Chemistry ... father played basketball at SMU ... chose Stetson because he grew up in DeLand watching the Hatters play basketball.

HOLLMANN'S CAREER STATISTICS

Season	GP-GS	Min/Avg.	FG-FGA	Pct.	3FG-FGA	Pct.	FT-FTA	Pct.	Reb-Avg	PF	Ast	TO	Blk	Stl	Pts	Avg
2015-16	6-0	17/2.8	0-3	.000	0-1	.000	2-2	1.000	3-0.5	4	0	1	0	0	2	0.3

HOLLMANN'S CAREER HIGHS

Points: 2, vs. Albany State (12/16/15)
 FGM:
 3FGM:
 FTM: 2, vs. Albany State (12/16/15)
 Rebounds: 2, vs. Albany State (12/16/15)
 Assists:
 Blocks:
 Steals:
 Minutes: 6, Webber International (1/2/16)



HOLLMANN'S 2015-16 GAME-BY-GAME

Opponent	min	fg	3fg	ft	reb	ast	to	blk	stl	pts
FORT VALLEY STATE	3	0-2	0-0	0-0	1	0	0	0	0	0
ALBANY STATE	5	0-0	0-0	2-2	2	0	0	0	0	2
at Ga. Southern	1	0-0	0-0	0-0	0	0	0	0	0	0
WEBBER INT'L	6	0-1	0-1	0-0	0	0	1	0	0	0
at FGCU	1	0-0	0-0	0-0	0	0	0	0	0	0
at Lipscomb	1	0-0	0-0	0-0	0	0	0	0	0	0





#2 • GRANT LOZOYA

6-2 • 190 • G • Junior
Westlake Village, Calif.
Lawrenceville School
Westlake HS

Awards & Honors

•2015 Atlantic Sun All-Freshman team

2015-16 (Sophomore): Appeared in 31 games during his sophomore season, making 28 starts ... missed four games with an ankle injury in late December-early January ... scored in double figures eight times, with a high of 20 against UCF ... scored 16 in a home win over Webber International, then went the next 10 games without reaching double digits ... broke that string with a 16-point effort in a narrow loss at NJIT ... added season-best three steals against the Highlanders ... scored 12 or more points in three straight games from Feb. 18 to Feb. 22, with a high of 15 against Lipscomb during that stretch ... also had a season-high five assists against the Bisons ... had 11 points in A-Sun Tournament championship game at FGCU ... had a season-high seven rebounds in win over Bethune-Cookman at the Las Vegas Invitational on Thanksgiving Day ...

averaged 7.5 points and 2.4 rebounds in A-Sun games.

2014-15 (Freshman): Turned in a strong rookie campaign, playing in all 31 games with 20 starts and earning A-Sun All-Freshman honors ... started the season's final 20 games ... his 299 points were the sixth-most for a Stetson freshman, and his 53 three-pointers were second ... scored in double figures 12 times, with a high of 20 in home loss to Georgia Southern ... made six 3-pointers against the Eagles ... had 18 points in home victory over Florida A&M ... scored 15 points, grabbed a season-high eight rebounds and had five assists in home loss to eventual conference champion North Florida ... scored 19 points on 8-of-12 shooting (3-5 3FG) in home loss to Kennesaw State ... his .363 3-point field-goal percentage was second on the team and 16th in the A-Sun ... averaged 10.8 points and 4.0 rebounds in A-Sun play.

Before Stetson: 2013 graduate of Westlake High School in Westlake Village, Calif., Lozoya spent the 2013-14 academic year at the Lawrenceville School in Law-

renceville, N.J. ... enjoyed a strong season at Lawrenceville, earning all-prep honors from the Trentonian newspaper ... averaged 16.2 points and made 44 treys for the Big Red ... helped lead the Big Red to a 13-8 record and an appearance in the semifinals of the Mid-Atlantic Prep League Tournament ... named MVP after scoring 26 points, including five three-pointers, in the Mercer County CYO Boys' All-Star game ... as a senior at Westlake, Lozoya led the Warriors to a 28-6 record and appearance in the Division II-A championship game, earning second-team All-State, Marmonte League MVP and all-county honors in the process ... also named first-team all-area by the L.A. Daily News ... scored 30 points in regional semifinal loss to J.W. North ... averaged 17.8 points, 4.3 rebounds and 2.7 assists per game as a senior at Westlake ... also shot 47 percent from the field with 55 three-pointers ... averaged 13.6 points per game as a junior, with 51 three-pointers.

Personal: Full name is Grant Merritt Lozoya ... born April 29, 1995 ... son of Frank and Robin Lozoya ... majoring in Sports Management.

LOZOYA'S CAREER STATISTICS

Season	GP-GS	Min/Avg.	FG-FGA	Pct.	3FG-FGA	Pct.	FT-FTA	Pct.	Reb-Avg	PF	Ast	TO	Blk	Stl	Pts	Avg
2014-15	31-20	720/23.2	105-250	.420	53-146	.363	36-52	.692	102-3.3	81	34	41	0	19	299	9.6
2015-16	31-28	657/21.2	85-222	.383	27-118	.229	32-43	.744	79-2.5	101	49	54	6	28	229	7.4
TOTAL	62-48	1377/22.2	190-472	.403	80-264	.303	68-95	.716	181-2.9	182	83	95	6	47	528	8.5

LOZOYA'S CAREER HIGHS

Points: 20 (2x), last vs. UCF (12/2/15)
FGM: 8 (2x), last vs. UCF (12/2/15)
3FGM: 6, vs. Georgia Southern (12/18/14)
FTM: 7, vs. Webber International (1/2/16)
Rebounds: 8, vs. North Florida (1/17/15)
Assists: 5 (2x), last vs. Lipscomb (2/20/16)
Blocks: 2, at Lipscomb (3/3/16)
Steals: 3, at NJIT (2/11/16)
Minutes: 34 (2x), last vs. Jacksonville (2/25/15)



LOZOYA'S 2015-16 GAME-BY-GAME

Opponent	min	fg	3fg	ft	reb	ast	to	blk	stl	pts
at Richmond	20	3-6	0-2	2-2	2	1	4	0	0	8
at The Citadel	14	4-7	1-3	0-0	2	1	2	0	1	9
at West Virginia	16	1-6	0-3	1-2	2	0	2	0	2	3
FORT VALLEY STATE	21	4-13	1-6	3-3	4	3	2	0	2	12
vs Beth Cookman	30	3-6	2-4	0-0	7	2	5	0	1	8
vs East Carolina	20	1-3	0-2	0-0	1	1	2	0	0	2
at FIU	14	2-5	1-2	0-0	1	1	2	0	1	5
UCF	26	8-12	3-6	1-3	2	4	1	0	1	20
at Tennessee State	24	0-4	0-1	0-0	2	2	1	0	0	0
ALBANY STATE	25	3-6	2-5	0-0	4	2	1	0	0	8
at Ga. Southern	15	1-3	0-2	0-0	2	0	2	0	0	2
WEBBER INT'L	19	4-8	1-5	7-8	5	3	1	0	2	16
NORTH FLORIDA	22	1-4	1-4	2-2	2	4	1	0	0	5
at FGCU	15	1-5	1-2	1-2	1	0	2	0	0	4
USC UPSTATE	20	2-7	0-3	2-2	1	2	1	0	1	6
NJIT	18	1-9	1-9	1-2	1	0	1	1	0	4
at Lipscomb	26	3-13	1-7	0-0	2	2	2	0	2	7
at Kennesaw State	28	3-10	0-5	0-0	4	1	3	1	1	6
at Marquette	22	1-9	0-5	2-2	2	3	1	0	1	4
at Jacksonville	22	2-9	1-6	2-3	3	1	1	0	1	7
at North Florida	15	2-4	0-1	0-0	2	1	1	0	0	4
JACKSONVILLE	23	3-9	1-5	0-0	2	3	1	0	0	7
at NJIT	32	5-9	2-5	4-4	3	1	2	0	3	16
at USC Upstate	18	4-9	0-5	0-1	3	1	0	0	2	8
KENNESAW STATE	27	4-8	1-1	4-6	6	1	3	0	1	13
LIPSCOMB	31	6-13	3-7	0-0	2	5	1	0	2	15
BETH COOKMAN	27	5-6	2-3	0-0	1	1	1	0	1	12
FGCU	19	1-3	1-2	0-0	2	0	3	1	0	3
at NJIT	19	1-2	0-1	0-0	2	0	3	1	1	2
at Lipscomb	10	1-4	0-2	0-0	2	2	1	2	2	2
at FGCU	19	5-10	1-4	0-1	4	1	1	0	0	11



#4 • DIVINE MYLES

5-11 • 185 • G • Junior

Mobile, Ala.

Blount HS

Awards & Honors

- 2015 Atlantic Sun All-Freshman team
- ASUN Newcomer of the Week (2x)

2015-16 (Sophomore): Developed into one of the top point guards in the Atlantic Sun Conference as a sophomore ... showed significant improvement in nearly every statistical category over his freshman campaign ... added 2.7 points to his scoring average, dished 37 more assists, and grabbed nearly one more rebound per game as a sophomore then he did as a freshman in just two more minutes per game ... ranked among Atlantic Sun Conference leaders in assists (5th), assists per game (5th), steals per game (5th), field-goal percentage (10th), assist-to-turnover ratio (4th) ... finished 12th in scoring ... teamed with Angel Rivera to become the first Stetson teammates with 100 assists in back-to-back seasons ... scored in double figures in 29 of 34 games, including five games with 20 or more points ... had five or more assists 13 times ... his 11 assists against Bethune-Cookman in November were the most by a Hatter in 13 years ... scored a career-high 23 points in overtime home loss to Jacksonville ... also had nine rebounds, five assists and a career

high-tying nine field goals against the Dolphins ... scored 21 points and grabbed seven boards in A-Sun Tournament quarterfinal win at NJIT ... reached double figures in points in 17 straight games from Jan. 6 to March 1 ... averaged 14.9 points, 4.6 rebounds and 3.9 assists during that time ... had 15 points, six rebounds and four assists in upset win at North Florida, a win which snapped UNF's 18-game home win streak ... averaged 14.7 points, 4.6 rebounds and 3.9 assists in A-Sun games.

2014-15 (Freshman): Enjoyed a stellar freshman season, starting 30 of 31 games at point guard and earning Atlantic Sun All-Freshman team honors ... Stetson's second-leading scorer (11.1) ... second in the A-Sun in scoring among freshmen ... his 106 assists are the fourth-most for a Stetson freshman ... ranked eighth in the A-Sun in total assists and seventh in assists per game ... teamed with fellow freshman Angel Rivera to become the first Stetson teammates to each record 100 assists in the same season ... scored in double-figures 19 times ... twice scored 20 points - in a loss at New Mexico State, and as part of a home win over Northern Kentucky ... dished five or more assists 10 times, including a season-high eight in loss to Georgia Southern ... grabbed five or more rebounds 10 times, snagging seven three different times ... averaged 12.3 points, 3.9 rebounds and 3.5 assists per game in A-Sun play.

Before Stetson: 2014 graduate of Blount High School in Eight Mile, Ala. ... highly decorated prep point guard ... led Blount to a 27-4 record and a 6A state runner-up finish as a senior, averaging 12 points and eight assists per game along the way ... scored 23 points and added five rebounds and two assists in championship game loss to Mountain Brook ... named second-team 6A All-State by the Alabama Sports Writer's Association ... named Mobile Optimist Club 6A Player of the Year ... runner-up for the Mobile Press-Register Coastal Alabama Player of the Year award ... scored 10 points in the Alabama-Mississippi All-Star Classic in March ... earned Alabama 6A All-State second team honors as a junior after leading the Leopards to the state semi-finals by averaging 15 points and a state-leading 12 assists per game ... also earned a spot on the Mobile Press-Register's Sweet 16 team.

Personal: Full name is Divine Miracle Myles ... born Feb. 25, 1996 ... son of Bernard Reed and Tonya Myles-Reed ... cousin, Todd Myles, played basketball at Mississippi State ... undecided on college major ... chose Stetson over offers from Auburn, South Alabama, Northwestern State, Presbyterian and Seton Hall.

MYLES'S CAREER STATISTICS

Season	GP-GS	Min/Avg.	FG-FGA	Pct.	3FG-FGA	Pct.	FT-FTA	Pct.	Reb-Avg	PF	Ast	TO	Blk	Stl	Pts	Avg
2014-15	31-30	939/30.3	128-319	.401	21-66	.318	67-99	.677	114-3.7	62	106	52	7	36	344	11.1
2015-16	34-34	1113/32.7	174-341	.510	26-68	.382	94-142	.662	154-4.5	76	143	57	4	45	468	13.8
TOTAL	65-64	2052/31.6	302-660	.458	47-134	.351	161-241	.668	268-4.1	138	249	109	11	81	812	12.5

MYLES'S CAREER HIGHS

Points: 23, vs. Jacksonville (2/6/16)
FG: 9 (3x), at USC Upstate (2/13/16)
3FG: 4, vs. Palm Beach Atlantic (11/20/14)
FT: 9, at USC Upstate (1/24/15)
Rebounds: 11, vs. Tennessee State (12/14/15)
Assists: 11, vs. Bethune-Cookman (11/26/15)
Blocks: 2, vs. Kennesaw State (2/21/15)
Steals: 4 (2x), last vs. East Carolina (11/27/15)
Minutes: 44, vs. Jacksonville (2/6/16)



MYLES'S 2015-16 GAME-BY-GAME

Opponent	min	fg	3fg	ft	reb	ast	to	blk	stl	pts
at Richmond	19	3-7	0-0	0-0	2	2	3	0	0	6
at The Citadel	40	8-13	1-3	3-5	8	4	2	0	1	20
at West Virginia	26	1-7	0-1	4-4	4	4	2	0	3	6
FORT VALLEY STATE	25	4-10	0-2	2-4	3	2	0	0	4	10
vs Beth Cookman	33	6-9	2-3	0-1	1	11	2	0	1	14
vs East Carolina	25	3-10	1-3	5-6	1	2	2	0	4	12
at FIU	30	7-10	0-1	4-5	1	4	1	1	2	18
UCF	30	3-8	1-3	0-0	2	7	0	0	0	7
at Tennessee State	35	6-10	0-1	3-5	6	2	2	0	3	15
TENNESSEE STATE	42	8-12	2-3	2-2	11	6	1	0	0	20
ALBANY STATE	25	8-11	1-2	1-2	5	6	0	0	3	18
at IPFW	29	6-13	1-2	4-6	7	6	2	0	0	17
at Ga. Southern	23	2-5	1-2	2-3	2	1	5	0	1	7
FLORIDA TECH	39	6-11	1-2	2-5	10	6	2	0	3	15
WEBBER INT'L	21	4-6	0-1	1-4	3	5	1	0	1	9
NORTH FLORIDA	33	6-10	0-1	1-1	7	6	1	1	2	13
at FGCU	30	4-6	0-0	3-6	4	2	3	0	1	11
USC UPSTATE	42	4-7	1-2	6-8	1	7	2	0	1	15
NJIT	37	4-9	1-1	1-2	3	3	5	1	3	10
at Lipscomb	35	5-10	2-3	3-5	4	8	1	1	2	15
at Kennesaw State	28	5-7	0-0	1-1	3	1	2	0	1	11
at Marquette	35	4-9	1-2	3-4	3	3	1	0	1	12
at Jacksonville	33	5-14	1-5	6-8	4	2	3	0	2	17
at North Florida	36	6-10	0-0	3-5	6	4	0	0	1	15
JACKSONVILLE	44	9-19	3-7	2-3	7	5	0	0	1	23
at NJIT	28	4-6	0-1	3-6	3	2	2	0	0	11
at USC Upstate	37	9-14	2-3	1-2	5	0	0	0	0	21
KENNESAW STATE	30	7-12	0-2	3-5	2	7	0	0	0	17
LIPSCOMB	32	6-12	2-4	2-3	8	4	1	0	0	16
BETH COOKMAN	35	4-11	0-1	7-10	3	7	1	0	3	15
FGCU	37	3-7	0-0	5-5	8	4	2	0	0	11
at NJIT	34	8-17	1-3	4-6	7	1	0	0	1	21
at Lipscomb	40	3-8	1-3	2-4	6	4	3	0	0	9
at FGCU	45	3-11	0-1	5-6	4	5	5	0	0	11



#23 • KEVIN NDAHIRO

6-9 • 225 • F/C • Sophomore

Ottawa, Ontario

Thomas Nelson (Ky.) HS

2015-16 (RS-Freshman): Appeared in seven games as a redshirt freshman after missing the first semester due to visa issues ... became a key component of Stetson's post-season success, as 35 of his 51 season minutes came during the final three games ... saw first collegiate action against Webber International, grabbing three rebounds and blocking a pair of shots ... saw significant jump in playing time in the A-Sun Tournament ... score two points and grabbed a pair of rebounds in nine minutes at NJIT ... produced same stat line two nights later in seven minutes at Lipscomb ... played a season-high 19 minutes in A-Sun title game loss at FGCU.

2014-15 (Freshman): Sat of the season as a redshirt.

Before Stetson: 2014 graduate of Thomas Nelson High School in Bardstown, Ky. ... averaged 17.4 points and 8.5 rebounds as a senior, helping the Generals to a 16-13 record and an appearance in the

district finals ... scored 24 points with 12 rebounds and 12 blocked shots in district semi-final won over Bethlehem ... sat out his junior season after transferring to TNHS from Archbishop O'Leary in Edmonton, Alberta ... is the fifth Canadian to play for Hatters, and the first since Shawn Bowen (2007-10) and Olivier Dupiton (2007-10), both of whom hailed from Montreal.

Personal: Full name is Kevin Ndahiro ... born March 28, 1995 ... son of the late Solange Umulinga Karega, and Hyacinthe Karega and Tim Willett ... undecided on college major ... recruited by a number of Pac-12 schools before ultimately signing with Stetson.

NDAHIRO'S CAREER STATISTICS

Season	GP-GS	Min/Avg.	FG-FGA	Pct.	3FG-FGA	Pct.	FT-FTA	Pct.	Reb-Avg	PF	Ast	TO	Blk	Stl	Pts	Avg
2015-16	7-0	51/7.3	3-10	.300	0-0	.000	1-4	.250	12-1.7	13	0	5	5	0	7	1.0

NDAHIRO'S CAREER HIGHS

Points: 2 (3x), last at Lipscomb (3/3/16)
 FGM: 1, vs. North Florida (1/6/16)
 3FGM:
 FTM: 1, at FGCU (1/9/16)
 Rebounds: 3, vs. Webber International (1/2/16)
 Assists:
 Blocks: 2, vs. Webber International (1/2/16)
 Steals:
 Minutes: 9, at NJIT (3/1/16)



NDAHIRO'S 2015-16 GAME-BY-GAME

Opponent	min	fg	3fg	ft	reb	ast	to	blk	stl	pts
WEBBER INT'L	4	0-1	0-0	0-0	3	0	1	2	0	0
NORTH FLORIDA	3	1-2	0-0	0-0	1	0	1	0	0	2
at FGCU	4	0-1	0-0	1-2	2	0	1	1	0	1
USC UPSTATE	5	0-2	0-0	0-0	1	0	1	0	0	0
at NJIT	9	1-2	0-0	0-0	2	0	0	0	0	2
at Lipscomb	7	1-1	0-0	0-0	2	0	0	1	0	2
at FGCU	19	0-1	0-0	0-2	1	0	1	1	0	0



#22 • DERICK NEWTON

6-6 • 220 • F • Sophomore

Beverly Hills, Calif.

Harvard-Westlake HS

Wilbraham & Monson Academy

Awards & Honors

- 2016 Kyle Macy Freshman All-America team (CollegelInsider.com)
- 2016 Atlantic Sun Freshman of the Year
- 2016 Atlantic Sun All-Freshman team
- 2016 Atlantic Sun All-Tournament team
- ASUN Newcomer of the Week (Nov. 30, Dec. 21, Jan. 18, Feb. 8)

2015-16 (Freshman): Enjoyed a stellar first season with the Hatters ... earned a spot on the CollegelInsider.com Kyle Macy Freshman All-America team ... named Atlantic Sun Conference Freshman of the Year after ranking among A-Sun leaders in scoring (7th), 3-point percentage (2nd), free-throw percentage (4th) and rebounds per game (9th) ... started all 34 games ... set school freshman records for total points (553) and field goals (171) ... first Stetson player with 500 points since 2009 ... scored in double figures 29 times, including 11 games with 20 or more points ... had seven doubles-doubles including the first 30-10 game by a Hatter in 12 years when he had 30 points and 10 rebounds in overtime home win against USC Upstate ... named A-Sun Newcomer of the Week a league record-ty-

ing four times ... averaged 25.0 points and 9.7 rebounds in three Atlantic Sun Tournament games as Stetson reached the finals for the first time since 1994 ... opened tournament play with 28 points and 11 rebounds at NJIT, and followed that effort two nights later with 25 points and 13 boards at Lipscomb ... scored 22 points and grabbed five rebounds in 80-78 overtime loss to FGCU in A-Sun championship game ... opened career with 12 points at Richmond ... first 20-point game came against Fort Valley State ... also his first double-double with 10 rebounds ... scored 22 points, including Stetson's final seven of the game, as the Hatters snapped defending A-Sun champ North Florida's 18-game home winning streak with an 86-82 win on Feb. 1 ... averaged 15.7 points and 5.6 rebounds in conference play.

Before Stetson: Spent the 2014-15 academic year at Wilbraham & Monson Academy in Wilbraham, Mass. ... named third-team All-New England by NewEnglandRecruitingReport.com ... helped WMA reach the semi-finals of the NEPSAC Class AA tournament ... scored 23 points in a quarterfinal win over Cushing Academy ... WMA finished the season with a 19-12 record ... 2014 graduate of Harvard-Westlake HS in Studio City, Calif. ... averaged 18.5 points, 6.6 rebounds and 2.2 assists per game in 69 career games ...

earned first-team all-Division 4AA honors as a senior after averaging 19.7 points and 6.6 rebounds in 22 games ... scored 30 or more points three times as a senior, including a career-high 37 points in the 2013-14 season-opener against Palisades High School ... scored 20 or more points 33 times in his career, and had 14 double-doubles ... after a highly productive campaign as a sophomore in which he averaged 17.1 points and 6.9 rebounds, he missed much of his junior season with an injury ... despite the injury he still managed to average 19.3 points and 6.2 rebounds in 18 games ... shot better than 50 percent from the floor during his career at Harvard-Westlake and was a 79 percent free throw shooter as a senior ... made 71 3-pointers in three high school seasons, shooting 34 percent from beyond the arc.

Personal: Full name is Derick Von Newton ... born July 15, 1995 ... has five brothers -- Blake, Marco, Shatee, Brian and Antonio -- and a sister, Niya ... wants to major in Communications.

NEWTON'S CAREER STATISTICS

Season	GP-GS	Min/Avg.	FG-FGA	Pct.	3FG-FGA	Pct.	FT-FTA	Pct.	Reb-Avg	PF	Ast	TO	Blk	Stl	Pts	Avg
2015-16	34-34	1063/31.3	171-384	.445	57-122	.467	154-186	.828	201-5.9	63	46	81	14	15	553	16.3

NEWTON'S CAREER HIGHS

Points: 30, vs. USC Upstate (1/14/16)
FGM: 10 (2x), last at NJIT (3/1/16)
3FGM: 5 (2x), last vs. USC Upstate (1/14/16)
FTM: 11 (2x), last at USC Upstate (2/13/16)
Rebounds: 11 (3x), last at NJIT (3/1/16)
Assists: 5, at NJIT (2/11/16)
Blocks: 2 (2x), last vs. Webber International (1/2/16)
Steals: 2 (2x), last at USC Upstate (2/13/16)
Minutes: 43, vs. Jacksonville (2/6/16)



NETWON'S 2015-16 GAME-BY-GAME

Opponent	min	fg	3fg	ft	reb	ast	to	blk	stl	pts
at Richmond	19	5-9	0-1	2-3	4	1	1	0	0	12
at The Citadel	23	5-11	0-1	2-2	5	1	0	0	1	12
at West Virginia	20	4-9	2-4	2-2	1	0	3	0	1	12
FORT VALLEY STATE	28	6-9	1-2	7-7	10	1	3	1	1	20
vs Beth Cookman	32	8-13	2-4	4-4	11	0	5	0	1	22
vs East Carolina	29	1-5	0-1	3-4	3	1	2	0	0	5
at FIU	28	2-5	1-2	3-5	6	2	3	2	0	8
UCF	27	6-9	1-2	4-4	4	1	1	0	0	17
at Tennessee State	25	4-7	1-2	11-13	3	0	2	1	1	20
TENNESSEE STATE	36	6-14	5-9	5-5	6	0	3	1	1	22
ALBANY STATE	25	5-11	2-6	3-4	5	3	1	0	2	15
at IPFW	32	7-12	3-3	4-4	2	3	2	0	0	21
at Ga. Southern	35	4-9	3-6	2-4	7	1	5	0	0	13
FLORIDA TECH	36	5-14	0-2	6-6	4	4	1	1	1	16
WEBBER INT'L	25	3-9	0-2	3-4	6	1	1	2	1	9
NORTH FLORIDA	34	7-14	3-4	5-6	7	0	5	1	0	22
at FGCU	30	4-8	1-3	2-2	7	0	3	0	0	11
USC UPSTATE	36	10-16	5-8	5-7	10	3	1	0	0	30
NJIT	31	3-11	1-4	6-6	6	0	2	1	0	13
at Lipscomb	33	5-12	2-5	7-9	5	2	1	0	1	19
at Kennesaw State	33	3-3	1-1	6-8	4	3	2	1	0	13
at Marquette	32	5-11	4-5	1-1	6	1	4	0	0	15
at Jacksonville	36	5-17	0-3	3-4	10	0	3	0	0	13
at North Florida	30	7-15	0-2	8-9	5	2	2	0	0	22
JACKSONVILLE	43	4-15	3-8	4-6	4	3	2	1	0	15
at NJIT	36	2-10	1-2	0-0	4	5	4	0	0	5
at USC Upstate	33	3-12	1-4	11-11	4	1	2	0	2	18
KENNESAW STATE	31	4-13	3-5	6-6	2	0	1	0	0	17
LIPSCOMB	26	1-6	0-1	3-5	4	0	2	0	0	5
BETH COOKMAN	42	6-15	1-3	6-7	11	2	4	1	0	19
FGCU	31	7-17	2-5	1-2	6	2	3	0	0	17
at NJIT	36	10-12	3-3	5-7	11	2	3	1	1	28
at Lipscomb	35	9-18	4-6	3-4	13	0	3	0	0	25
at FGCU	35	5-13	1-3	11-15	5	1	1	0	1	22



#41 • BRIAN PEGG

6-7 • 235 • F • Graduate Senior
Clearwater, Fla.

Faith Baptist Christian School

Awards & Honors

- 2016 Second-team All-Atlantic Sun
- 2016 Atlantic Sun All-Academic
- 2016 Atlantic Sun All-Tournament
- ASUN Player of the Week (Feb. 28, 2016)
- 2015 CoSIDA/Capital One Academic All-District
- 2015 Atlantic Sun All-Academic
- 2014 Atlantic Sun All-Freshman
- ASUN Newcomer of the Week (Jan. 13, 2014)

2015-16 (Junior): Produced a strong all-round season for the Hatters in his junior campaign ...fourth-year junior who graduated with a degree in Finance in May ... led the Atlantic Sun Conference in total rebounds (332), rebounds per game (9.8) and field-goal percentage (.576) among players who qualified for the NCAA rankings ... became the first Hatter to lead the A-Sun in rebounding since Sebastian Singletary in 2001 ... also led the conference with a school-record 18 doubles-doubles ... ranked among NCAA leaders in total rebounds (20th), rebounds per game (27th), field-goal percentage (33rd) and double-doubles (16th) ... is the eighth player in school history to reach 300 rebounds in a season ... the 332 rebounds were the most by a Hatter since 1991 ... also is the first A-Sun player since Mercer's Scott Emerson in 2009 to reach the 300-rebound plateau ... reached double figures in points 25 times, and had 10

or more rebounds in 21 games ... season's best game was a 20-point, 14-rebounds effort in a win at Kennesaw State in January, the Hatters' first conference road win in two years ... other top performance came in the semifinals of the A-Sun Tournament when he had 22 points and 12 rebounds while being limited to 14 minutes due to foul trouble ...scored 19 points in home win over FGCU to close out the regular season ... grabbed a season-high 16 rebounds in home loss to Kennesaw State ... averaged 14.0 points and 10.5 rebounds in league play.

2014-15 (Sophomore): Appeared in 26 games, making 13 starts ... earned Atlantic Sun Conference All-Academic and CoSIDA/Capital One Academic All-District honors ... missed five games in December with an injury ...led the team in field-goal percentage (.508), ranking sixth in the A-Sun ... reached double figures in points 13 times, while grabbing 10 or more rebounds on three occasions ... recorded double-doubles against Florida A&M (14-10) and Northern Kentucky (10-11) ... scored a season-high 21 points against Palm Beach Atlantic ... had 16 points in back-to-back games against Lipscomb and Bethune-Cookman ... averaged 8.7 points and 6.2 rebounds in A-Sun games.

2013-14 (RS-Freshman): Named to the Atlantic Sun All-Freshman team after an outstanding rookie season with the Hatters ... led Stetson in rebounding and ranked eighth in the conference ... appeared in 30 of 31 games, making 21 starts ... scored in double figures 12 times

and grabbed 10 or more rebounds three times ... also had three double-doubles ... scored a season-high 18 points at Jacksonville while also snaring a season-best 15 rebounds ... earned A-Sun Newcomer of the Week honors for his efforts against the Dolphins ... had 10 points and 13 rebounds in home win over USC Upstate, and 14 points and 14 rebounds in home win over Jacksonville ... had 14 points, eight rebounds and four steals in home loss to North Florida ... averaged 9.4 points and 7.0 rebounds per game in A-Sun games.

2012-13 (Freshman): Played in the first two games of the season before missing the rest of the campaign due to injury ... scored three points, dished out three assists, and grabbed two rebounds at Miami in the season-opener.

High School: 2012 graduate of Faith Baptist Academy in Brandon, Fla. ... played at Oldsmar High through his junior season, averaging 10 points and six rebounds per game ... made the FABC All-State team for Independents ... named second-team All-State in 2012 by Sourcehoops.com for Independents ... named second-team All-State by the Orlando Sentinel for Independents.

Personal: Son of William and Alena Pegg ... brother, Adam, was an all-conference player on the Stetson basketball team from 2010-13 ... graduated in May 2016 with a degree in Finance ... will pursue his MBA during 2016-17 academic year.

PEGG'S CAREER STATISTICS

Season	GP-GS	Min/Avg.	FG-FGA	Pct.	3FG-FGA	Pct.	FT-FTA	Pct.	Reb-Avg	PF	Ast	TO	Blk	Stl	Pts	Avg
2012-13	2-0	26/13.0	2-5	.400	1-2	.500	0-0	.000	3-1.5	0	4	3	0	0	5	2.5
2013-14	30-21	867/28.9	97-222	.437	5-23	.217	49-96	.510	189-6.3	50	40	59	11	24	248	8.3
2014-15	26-13	662/25.5	97-191	.508	0-0	.000	61-98	.622	141-5.4	49	20	36	3	19	255	9.8
2015-16	34-33	975/28.7	185-321	.576	0-0	.000	60-119	.504	332-9.8	109	37	79	35	31	430	12.6
TOTAL	92-67	2530/27.5	381-739	.516	6-25	.240	170-313	.543	665-7.2	208	101	177	49	74	938	10.2

PEGG'S CAREER HIGHS

Points: 22, at Lipscomb (3/3/16)
FGM: 10, vs. Palm Beach Atlantic (11/20/14)
3FGM: 1 (5x), last vs. Mercer (2/23/14)
FTM: 8 (2x), last at Bethune-Cookman (2/3/15)
Rebounds: 16, vs. Kennesaw State (2/18/16)
Assists: 4, USC Upstate (1/18/14)
Blocks: 4, vs. FGCU (2/25/16)
Steals: 4, North Florida (2/6/14)
Minutes: 42, USC Upstate (1/18/14)



PEGG'S 2015-16 GAME-BY-GAME

Opponent	min	fg	3fg	ft	reb	ast	to	blk	stl	pts
at Richmond	27	5-11	0-0	0-0	14	1	1	0	1	10
at The Citadel	35	7-8	0-0	1-2	13	1	4	0	0	15
at West Virginia	26	2-5	0-0	3-4	5	3	1	0	0	7
FORT VALLEY STATE	23	4-7	0-0	4-5	13	1	4	2	1	12
vs Beth Cookman	35	7-10	0-0	3-4	10	0	5	0	0	17
vs East Carolina	31	6-8	0-0	2-2	7	1	2	1	2	14
at FIU	33	4-8	0-0	1-4	10	0	1	1	2	9
UCF	34	5-12	0-0	3-7	8	2	1	0	2	13
at Tennessee State	30	0-2	0-0	0-0	4	0	4	0	1	0
TENNESSEE STATE	27	3-6	0-0	2-6	5	3	4	1	0	8
ALBANY STATE	20	4-8	0-0	2-4	11	3	1	1	1	10
at IPFW	28	2-6	0-0	1-2	1	0	3	1	0	5
at Ga. Southern	32	6-9	0-0	0-4	14	1	1	1	0	12
FLORIDA TECH	32	8-11	0-0	5-10	12	2	2	3	1	21
WEBBER INT'L	19	6-10	0-0	0-1	12	3	1	2	2	12
NORTH FLORIDA	20	8-13	0-0	0-0	5	2	2	0	0	16
at FGCU	28	3-11	0-0	3-5	10	0	3	1	1	9
USC UPSTATE	39	8-11	0-0	0-1	11	0	1	1	2	16
NJIT	30	1-1	0-0	1-4	9	0	5	0	2	3
at Lipscomb	25	7-13	0-0	3-9	13	0	3	3	2	17
at Kennesaw State	36	8-13	0-0	4-4	14	0	2	2	2	20
at Marquette	26	6-11	0-0	1-3	12	0	4	0	1	13
at Jacksonville	27	4-9	0-0	2-4	10	1	1	0	0	10
at North Florida	30	9-16	0-0	1-2	12	1	3	0	1	19
JACKSONVILLE	30	8-11	0-0	1-2	7	1	2	1	1	17
at NJIT	29	6-8	0-0	3-6	7	1	5	3	2	15
at USC Upstate	33	4-12	0-0	4-8	14	0	0	1	0	12
KENNESAW STATE	29	4-11	0-0	0-0	16	1	0	0	0	8
LIPSCOMB	31	7-10	0-0	1-2	13	2	6	2	0	15
BETH COOKMAN	38	9-15	0-0	0-2	13	1	1	1	0	18
FGCU	36	8-11	0-0	3-4	6	3	2	4	2	19
at NJIT	23	4-6	0-0	2-3	7	2	3	3	1	10
at Lipscomb	14	9-11	0-0	4-5	12	0	0	0	1	22
at FGCU	19	3-7	0-0	0-0	2	1	1	0	0	6





#5 • ANGEL RIVERA

5-8 • 165 • G • Junior

Bayamon, P.R.

IMG Academy

Awards & Honors

•Atlantic Sun Newcomer of the Week (March 1, 2015)

2015-16 (Sophomore): Teamed with Divine Myles to form one of the top point guard duos in the nation ... Rivera and Myles are the first Stetson teammates to each have 100 assists in back-to-back seasons ... ranked second in the A-Sun in total assists and fourth in assists per game (4.4) ... also ranked 10th in steals per game (1.2) ... scored in double figures eight times, including a season-high 21 points in double overtime home loss to Tennessee State ... sank four 3-pointers against the Tigers and had four assists and three steals while playing a career-high 39 minutes ... had five or more assists 15 times, including a career-high 11 assists in home win over USC Upstate ... dished 10 assists in A-Sun Tournament semifinal win at Lipscomb ... was the lone bright spot in Stetson's loss at Georgia Southern, scoring 15 points on 6-of-13 shooting ... scored 10 points in win at Kennesaw State, which was Stetson's first conference road victory in two years

... averaged 6.4 points, 2.1 rebounds and 4.2 assists in conference play.

2014-15 (Freshman): Capped an impressive freshman season by earning A-Sun Newcomer of the Week honors after averaging 18 points and four assists in Stetson's final two regular-season games ... set the school record for freshman assists with 120 ... ranked fifth in the A-Sun in total assists and fourth in assists per game (3.9) ... teamed with fellow freshman Divine Myles to become the first Stetson teammates to each record 100 assists in the same season ... scored a season-high 22 points in regular-season finale at North Florida ... appeared in all 31 games, making eight starts ... scored in double figures 11 times ... led the team by shooting .398 from 3-point range, ranking third in the A-Sun ... tallied 15 points against Lipscomb, including the game-winning basket with less than two seconds left in home victory ... had five or more assists nine times, including a season-high nine against Palm Beach Atlantic ... averaged 8.3 points, 2.4 rebounds and 3.4 assists in A-Sun games.

Before Stetson: 2013 graduate of Hughes STEM High School in Cincinnati, Ohio ... spent the 2013-14 season at IMG Academy

in Bradenton, Fla. ... as a senior he averaged 17.2 points and 7.3 assists per game, helping Hughes to a 19-5 record and sectional and district championships, earning all-conference and all-district honors ... averaged 15.6 points and 8.3 assists as a junior ... an experienced international player, he is a member of the Virgin Islands national team and helped lead V.I. to a bronze medal at the FIBA CBC Championship (Caribebasket) by averaging 6.0 points, 6.8 assists and 2.6 rebounds per game ... previously represented his home country at the 2012 FIBA Americas U18 Championship, averaging 7.0 points, 6.4 assists and 3.8 rebounds in five games ... scored a tournament-high 14 points in a victory over Mexico, and dished 10 assists in a win against Columbia ... member of the honor roll and was named the top student-athlete as a senior at Hughes ... also lettered in track & field.

Personal: Full name is Angel Daniel Rivera Cuencas ... born March 17, 1995 ... son of Angel Rivera Rosario and Waleska Cuencas Martinez ... comes from a large family, with two brothers (Alex, Jorge) and three sisters (Yashira, Zuleika, Shelymar) ... uncle is former Florida star Walter Hodge ... Sports Management major.

RIVERA'S CAREER STATISTICS

Season	GP-GS	Min/Avg.	FG-FGA	Pct.	3FG-FGA	Pct.	FT-FTA	Pct.	Reb-Avg	PF	Ast	TO	Blk	Stl	Pts	Avg
2014-15	31-8	751/24.2	72-158	.456	35-88	.398	57-84	.679	73-2.4	60	120	50	1	17	236	7.6
2015-16	34-5	790/23.2	61-143	.427	14-51	.275	83-108	.769	73-2.1	80	150	47	2	40	219	6.4
TOTAL	65-13	1541/23.7	133-301	.442	49-139	.353	140-192	.729	146-2.2	140	270	97	3	57	455	7.0

RIVERA'S CAREER HIGHS

Points: 22, at North Florida (2/28/15)
FGM: 7, at North Florida (2/28/15)
3FGM: 4, vs. Tennessee State (12/14/15)
FTM: 12, vs. Jacksonville (2/6/16)
Rebounds: 8, vs. FGCU (2/7/15)
Assists: 11, vs. USC Upstate (1/14/16)
Blocks: 1, vs. Palm Beach Atlantic (11/20/14)
Steals: 3 (3x), last vs. Jacksonville (2/6/16)
Minutes: 39, vs. Tennessee State (12/14/15)



RIVERA'S 2015-16 GAME-BY-GAME

Opponent	min	fg	3fg	ft	reb	ast	to	blk	stl	pts
at Richmond	20	0-3	0-0	0-0	0	5	1	0	2	0
at The Citadel	14	1-5	1-3	2-2	1	5	0	0	1	5
at West Virginia	25	1-4	0-2	2-2	1	5	4	0	1	4
FORT VALLEY STATE	21	1-2	0-1	3-4	5	7	1	0	3	5
vs Beth Cookman	14	2-3	0-1	2-3	1	1	0	0	1	6
vs East Carolina	18	1-3	0-2	4-4	3	4	1	0	1	6
at FIU	26	1-5	0-2	6-6	5	4	1	0	1	8
UCF	23	0-1	0-1	2-2	1	6	1	0	1	2
at Tennessee State	18	2-5	0-1	3-4	0	0	2	0	0	7
TENNESSEE STATE	39	6-11	4-6	5-9	4	4	3	0	3	21
ALBANY STATE	24	0-6	0-2	2-2	4	9	4	0	0	2
at IPFW	31	4-4	3-3	0-4	2	2	1	0	1	11
at Ga. Southern	34	6-13	0-3	3-6	4	2	2	0	1	15
FLORIDA TECH	36	0-1	0-1	3-5	2	6	1	0	1	3
WEBBER INT'L	22	4-5	2-2	3-3	3	8	4	0	2	13
NORTH FLORIDA	17	0-3	0-1	0-0	1	7	0	0	1	0
at FGCU	18	0-0	0-0	0-0	0	2	2	0	1	0
USC UPSTATE	32	1-3	0-1	1-2	4	11	2	0	2	3
NJIT	23	3-5	1-3	1-1	2	4	2	1	2	8
at Lipscomb	16	1-4	0-3	0-0	3	3	1	0	1	2
at Kennesaw State	14	2-3	0-1	6-7	1	5	4	0	2	10
at Marquette	16	3-4	0-0	1-1	0	0	1	0	1	7
at Jacksonville	24	1-3	1-2	2-2	6	2	2	0	0	5
at North Florida	23	1-2	0-0	1-2	1	5	0	0	1	3
JACKSONVILLE	29	1-4	0-1	12-12	4	3	0	0	3	14
at NJIT	18	0-0	0-0	0-0	1	2	1	0	0	0
at USC Upstate	29	2-4	0-1	3-4	1	3	1	0	0	7
KENNESAW STATE	22	5-10	0-3	4-5	3	4	0	0	1	14
LIPSCOMB	18	1-4	1-1	2-3	1	3	1	0	1	5
BETH COOKMAN	21	2-4	0-1	0-2	3	5	2	0	1	4
FGCU	20	2-3	0-0	2-2	0	5	0	1	1	6
at NJIT	29	2-6	0-1	0-1	2	4	1	0	0	4
at Lipscomb	27	2-5	1-2	4-4	1	10	1	0	0	9
at FGCU	29	3-5	0-0	4-4	3	4	0	0	3	10



#13 • MATTHEW CIOCE

6-2 • 190 • G • Junior

Asheville, N.C.

Christ School

High School: 2013 graduate of Christ School in Arden, N.C. ... Greenies were a combined 63-12 during his junior and senior seasons ... won the 3A state championship as a senior ... team won 17 straight games during his senior campaign ... Greenies were ranked No. 1 in North Carolina during both his junior and senior seasons ... had a career-high 17 assists against Asheville School as a senior ... seven of his teammates went on to play at Division I schools ... also ran track.

Personal: Full name is Matthew Christopher Cioce ... born Nov. 15 ... son of Douglas and Roseann Cioce ... spent previous two seasons as one of Stetson's team managers ... comes from a basketball family with several cousins involved in the college game ... one cousin is Temple head coach Fran Dunphy ... another cousin, John Griffin, played at Bucknell (2004-08) while another cousin, Matt Griffin, played at Rider and Boston U. ... majoring in Sports Business.



#14 • LARRY DENNIS

6-9 • 220 • F/C • Junior

Wichita, Kan.

Hutchinson CC/FIU

Sunrise Christian School

Before Stetson: Spent the 2015-16 season at Hutchinson Community College in Hutchinson, Kan. ... helped lead the Blue Dragons to a runner-up finish at the NJCAA national tournament ... averaged 2.8 points and 1.7 rebounds per game while playing in 35 of 37 games ... began his collegiate career at FIU ... played in nine games during the 2014-15 season, making five starts before transferring to Hutch at the end of the first semester ... averaged 1.0 points and 1.6 rebounds.

High School: 2014 graduate of Sunrise Christian Academy in Wichita, Kan. ... ranked by ESPN as the No. 6 player in the state as a senior ... averaged 11 points and six rebounds per game as Sunrise posted a 19-7 record.

Personal:



#20 • BRADY MOSES

6-3 • 175 • G • Junior

Lodi, Wis.

Maranatha Baptist University

Lodi HS

Previous College: Played two seasons at Maranatha Baptist University in Watertown, Wis. ... led the Bearcats in scoring as a sophomore, averaging 14.4 points ... shot 40 percent from the field and 39 percent from 3-point range.

High School: 2013 graduate of Lodi High School in Lodi, Wis. ... led the Blue Devils to a 24-4 record and state runner-up finish as a senior ... averaged 15 points per game as a senior ... all-conference pick as a junior and senior ... also played baseball and football.

Personal: Full name is Brady Louis Moses ... born Dec. 3 ... son of David and Dawn Moses ... cousin, Daric Whipple, is a member of Iowa State's football team ... his uncle, Trent Barnes, played baseball for the Cyclones ... Business major.



#15 • CLAY VERK

6-8 • 260 • F • Freshman
Highlands Ranch, Colo.
ThunderRidge HS

High School: 2016 graduate of ThunderRidge High School in Highlands Ranch, Colo. ... played for legendary Colorado prep coach Jose Ortiz ... ThunderRidge is arguably the top large school basketball program in the state ... earned second-team All-State honors as a senior after averaging 17.3 points and 7.8 rebounds per game in his only season as a starter ... scored in double figures in all but one game ... saved his best game for last as he finished his career with a 28-point, 13-rebound effort in a playoff loss to Cherry Creek ... had 10 double-digit rebound games ... helped lead the Grizzlies to a 21-4 record and an appearance in the state playoffs ... helped lead the Grizzlies to a runner-up finish in the 2015 5A state tournament ... averaged 6.1 points and 3.4 rebounds as a junior.

Personal: Full name is Clay Evan Verk ... son of Frank and Carol Verk ... born Nov. 12 ... father played basketball at Georgia Southern ... undecided on major ... chose Stetson over Denver, IPFW and South Dakota.

2016-17 STETSON MEN'S BASKETBALL

NUMERICAL

No.	Name	Pos.	Ht.	Wt.	Yr.-Exp.	Hometown/Previous Schools
2	Grant Lozoya	G	6-2	190	Jr.-2L	Westlake Village, Calif. (The Lawrenceville School/Westlake HS)
3	B.J. Glasford	G/F	6-4	195	Jr.-2L	Miami, Fla. (Coral Reef HS)
4	Divine Myles	G	5-11	185	Jr.-2L	Mobile, Ala. (Blount HS)
5	Angel Rivera	G	5-8	165	Jr.-2L	Bayamon, P.R. (Hughes STEM (Ohio) HS/IMG Academy)
13	Matthew Cioce	G	6-2	190	Jr.-SQ	Asheville, N.C. (Christ School)
14	Larry Dennis	F/C	6-9	220	Jr.-TR	Wichita, Kan. (Hutchinson CC/FIU/Sunrise Christian Academy)
15	Clay Verk	F	6-8	260	Fr.-HS	Highlands Ranch, Colo. (ThunderRidge HS)
20	Brady Moses	G	6-3	175	Jr.-TR	Lodi, Wis. (Maranatha Baptist Univ./Lodi HS)
21	Will Hollmann	F/C	6-8	245	So.-1L	DeLand, Fla. (DeLand HS)
22	Derick Newton	F	6-6	220	So.-1L	Beverly Hills, Calif. (Wilbraham & Monson Academy/Harvard-Westlake HS)
23	Kevin Ndahiro	F/C	6-9	225	So.-1L	Ottawa, Ont. (Thomas Nelson (Ky.) HS)
33	Luke Doyle	G	6-5	205	Jr.-1L	Oviedo, Fla. (Nicholls State/Hagerty HS)
35	Leo Goodman	G/F	6-5	210	So.-1L	Saginaw, Mich. (Elite 1 (Ariz.) Academy/Roosevelt (Calif.) HS)
41	Brian Pegg	F	6-7	235	Gr.-3L	Clearwater, Fla. (Faith Baptist Christian School)

ALPHABETICAL

No.	Name	Pos.	Ht.	Wt.	Yr.	Hometown/Previous Schools
13	Matthew Cioce	G	6-2	190	Jr.-SQ	Asheville, N.C. (Christ School)
14	Larry Dennis	F/C	6-9	220	Jr.-TR	Wichita, Kan. (Hutchinson CC/FIU/Sunrise Christian Academy)
33	Luke Doyle	G	6-5	205	Jr.-1L	Oviedo, Fla. (Nicholls State/Hagerty HS)
3	B.J. Glasford	G/F	6-4	195	Jr.-2L	Miami, Fla. (Coral Reef HS)
35	Leo Goodman	G/F	6-5	210	So.-1L	Saginaw, Mich. (Elite 1 (Ariz.) Academy/Roosevelt (Calif.) HS)
14	Will Hollmann	F/C	6-8	245	So.-1L	DeLand, Fla. (DeLand HS)
2	Grant Lozoya	G	6-2	190	Jr.-2L	Westlake Village, Calif. (The Lawrenceville School/Westlake HS)
20	Brady Moses	G	6-3	175	Jr.-TR	Lodi, Wis. (Maranatha Baptist Univ./Lodi HS)
4	Divine Myles	G	5-11	185	Jr.-2L	Mobile, Ala. (Blount HS)
23	Kevin Ndahiro	F/C	6-9	225	So.-1L	Ottawa, Ont. (Thomas Nelson (Ky.) HS)
22	Derick Newton	F	6-7	220	So.-1L	Beverly Hills, Calif. (Wilbraham & Monson Academy/Harvard-Westlake HS)
41	Brian Pegg	F	6-7	235	Gr.-3L	Clearwater, Fla. (Faith Baptist Christian School)
5	Angel Rivera	G	5-8	165	Jr.-2L	Bayamon, P.R. (Hughes STEM (Ohio) HS/IMG Academy)
15	Clay Verk	F	6-8	260	Fr.-HS	Highlands Ranch, Colo. (ThunderRidge HS)

Head Coach: Corey Williams (Oklahoma State, 2002) – 4th season

Assistant Coach: Bert Capel (Evangel, 2005) – 4th season

Assistant Coach: Kevin Dux (Coe College, 2009) – 4th season

Assistant Coach: Nikita Johnson (West Georgia, 1989) – 4th season

Director of Operations: Chad Vincent (Stetson, 2016) – 1st season



2015-16 IN REVIEW

Overall Record: 12-22 A-Sun: 4-10 Home: 6-8 Away: 5-13 Neutral: 1-1

ALL GAMES

#	Player	gp-gs	min	avg	Total		3-Point		F-Throw		Rebounds														
					fg-fga	fg%	3fg-fga	3fg%	ft-fta	ft%	off	def	tot	avg	pf	dq	a	to	blk	stl	pts	avg			
22	NEWTON, Derick	34-34	1063	31.3	171-384	.445	57-122	.467	154-186	.828	52	149	201	5.9	63	0	46	81	14	15	553	16.3			
04	MYLES, Divine	34-34	1113	32.7	174-341	.510	26-68	.382	94-142	.662	21	133	154	4.5	76	1	143	57	4	45	468	13.8			
41	PEGG, Brian	34-33	975	28.7	185-321	.576	0-0	.000	60-119	.504	113	219	332	9.8	109	7	37	79	35	31	430	12.6			
33	DOYLE, Luke	34-1	817	24.0	113-251	.450	72-180	.400	34-42	.810	8	86	94	2.8	54	0	56	27	5	26	332	9.8			
02	LOZOYA, Grant	31-28	657	21.2	85-222	.383	27-118	.229	32-43	.744	2	77	79	2.5	101	5	49	54	6	28	229	7.4			
35	GOODMAN, Leo	34-1	544	16.0	80-190	.421	39-100	.390	24-28	.857	31	45	76	2.2	55	0	12	20	5	15	223	6.6			
05	RIVERA, Angel	34-5	790	23.2	61-143	.427	14-51	.275	83-108	.769	18	55	73	2.1	80	0	150	47	2	40	219	6.4			
13	HARVEY, Cameron	34-34	698	20.5	65-190	.342	41-113	.363	28-36	.778	8	37	45	1.3	41	0	15	23	2	8	199	5.9			
01	x-COCKFIELD, Ty	9-0	149	16.6	24-63	.381	6-22	.273	10-12	.833	5	12	17	1.9	6	0	8	13	2	5	64	7.1			
23	NDAHIRO, Kevin	7-0	51	7.3	3-10	.300	0-0	.000	1-4	.250	3	9	12	1.7	13	0	0	5	5	0	7	1.0			
20	ROMICH, Drew	17-0	76	4.5	1-8	.125	0-0	.000	1-3	.333	6	2	8	0.5	12	1	3	3	2	1	3	0.2			
21	HOLLMANN, Will	6-0	17	2.8	0-3	.000	0-1	.000	2-2	1.000	0	3	3	0.5	4	0	0	1	0	0	2	0.3			
Team											61	57	118												8
Total.....		34	6950		962-2126	.452	282-775	.364	523-725	.721	328	884	1212	35.6	614	14	519	418	82	214	2729	80.3			
Opponents.....		34	6949		1052-2227	.472	251-727	.345	452-671	.674	405	957	1362	40.1	634	-	528	417	158	210	2807	82.6			

ATLANTIC SUN CONFERENCE GAMES

#	Player	gp-gs	min	avg	Total		3-Point		F-Throw		Rebounds														
					fg-fga	fg%	3fg-fga	3fg%	ft-fta	ft%	off	def	tot	avg	pf	dq	a	to	blk	stl	pts	avg			
22	NEWTON, Derick	14-14	463	33.1	65-169	.385	23-55	.418	67-81	.827	18	60	78	5.6	27	0	21	33	4	3	220	15.7			
04	MYLES, Divine	14-14	482	34.4	77-143	.538	12-29	.414	40-60	.667	8	57	65	4.6	34	1	55	22	3	14	206	14.7			
41	PEGG, Brian	14-13	423	30.2	85-150	.567	0-0	.000	26-51	.510	45	102	147	10.5	45	2	12	35	18	15	196	14.0			
33	DOYLE, Luke	14-0	333	23.8	40-99	.404	29-72	.403	14-19	.737	1	35	36	2.6	21	0	19	11	2	9	123	8.8			
02	LOZOYA, Grant	14-14	316	22.6	38-112	.339	13-62	.210	16-22	.727	0	34	34	2.4	52	4	22	22	3	13	105	7.5			
05	RIVERA, Angel	14-0	303	21.6	20-48	.417	3-17	.176	34-40	.850	7	21	28	2.0	31	0	59	16	2	16	77	5.5			
13	HARVEY, Cameron	14-14	295	21.1	24-70	.343	17-50	.340	11-14	.786	0	11	11	0.8	16	0	4	5	1	4	76	5.4			
35	GOODMAN, Leo	14-1	206	14.7	25-60	.417	11-26	.423	7-9	.778	8	16	24	1.7	23	0	3	3	1	2	68	4.9			
23	NDAHIRO, Kevin	3-0	12	4.0	1-5	.200	0-0	.000	1-2	.500	1	3	4	1.3	5	0	0	3	1	0	3	1.0			
20	ROMICH, Drew	5-0	16	3.2	0-1	.000	0-0	.000	0-0	.000	0	0	0	0.0	2	0	0	0	2	0	0	0.0			
21	HOLLMANN, Will	1-0	1	1.0	0-0	.000	0-0	.000	0-0	.000	0	0	0	0.0	0	0	0	0	0	0	0	0.0			
Team											24	22	46												3
Total.....		14	2850		375-857	.438	108-311	.347	216-298	.725	112	361	473	33.8	256	7	195	153	37	76	1074	76.7			
Opponents.....		14	2850		433-898	.482	117-302	.387	178-269	.662	149	417	566	40.4	257	-	221	155	60	80	1161	82.9			

Date	Opponent	Score	Att.	High Points	High Rebounds
11/15/15	^at Richmond	85-108 L	4735	(17)HARVEY, Cameron	(14)PEGG, Brian
11/17/15	at The Citadel	93-94 L	1042	(20)MYLES, Divine	(13)PEGG, Brian
11/20/15	^at West Virginia	62-103 L	8268	(14)GOODMAN, Leo	(5)PEGG, Brian
11/23/15	FORT VALLEY STATE	w 101-72	731	(20)NEWTON, Derick	(13)PEGG, Brian
11/26/15	^vs Beth Cookman	w 83-70	3125	(22)NEWTON, Derick	(11)NEWTON, Derick
11/27/15	^vs East Carolina	73-93 L		(16)DOYLE, Luke	(7)PEGG, Brian
11/30/15	at FIU	w 81-75	820	(18)MYLES, Divine	(10)PEGG, Brian
12/02/15	UCF	85-94 L	2150	(20)LOZOYA, Grant	(8)PEGG, Brian
12/05/15	at Tennessee State	54-74 L	754	(20)NEWTON, Derick	(6)MYLES, Divine
12/14/15	TENNESSEE STATE	90-93 Lo2	695	(22)NEWTON, Derick	(11)MYLES, Divine
12/16/15	ALBANY STATE	w 95-69	694	(18)MYLES, Divine	(11)PEGG, Brian
12/19/15	at IPFW	89-95 L	1075	(21)NEWTON, Derick	(7)MYLES, Divine
12/22/15	at Georgia Southern	58-78 L	501	(15)RIVERA, Angel	(14)PEGG, Brian
12/30/15	FLORIDA TECH	w 93-83	395	(24)DOYLE, Luke	(12)PEGG, Brian
01/02/16	WEBBER INTERNATIONAL	w 103-53	275	(24)DOYLE, Luke	(12)PEGG, Brian
01/06/16	*NORTH FLORIDA	79-97 L	515	(22)NEWTON, Derick	(7)NEWTON, Derick (7)MYLES, Divine
01/09/16	*at FGCU	53-82 L	4266	(11)NEWTON, Derick (11)MYLES, Divine	(10)PEGG, Brian
01/14/16	*USC UPSTATE	Wot 89-86	690	(30)NEWTON, Derick	(11)PEGG, Brian
01/16/16	*NJIT	59-71 L	512	(13)NEWTON, Derick (13)DOYLE, Luke	(9)PEGG, Brian (9)GOODMAN, Leo
01/21/16	*at Lipscomb	87-92 L	1232	(19)NEWTON, Derick	(13)PEGG, Brian
01/23/16	*at Kennesaw State	w 84-79	1909	(20)PEGG, Brian	(14)PEGG, Brian
01/27/16	at Marquette	60-74 L	11756	(15)NEWTON, Derick	(12)PEGG, Brian
01/30/16	*at Jacksonville	60-75 L	877	(17)MYLES, Divine	(10)NEWTON, Derick (10)PEGG, Brian
02/01/16	*at North Florida	w 86-82	2004	(22)NEWTON, Derick	(12)PEGG, Brian
02/06/16	*JACKSONVILLE	88-96 Lot	1013	(23)MYLES, Divine	(7)PEGG, Brian (7)MYLES, Divine
02/11/16	*at NJIT	70-74 L	805	(16)LOZOYA, Grant	(7)PEGG, Brian
02/13/16	*at USC Upstate	83-85 L	456	(21)MYLES, Divine	(14)PEGG, Brian
02/18/16	*KENNESAW STATE	82-92 L	722	(17)NEWTON, Derick (17)MYLES, Divine	(16)PEGG, Brian
02/20/16	*LIPSCOMB	74-77 L	761	(16)MYLES, Divine	(13)PEGG, Brian
02/22/16	BETH COOKMAN	94-96 Lot	1269	(19)NEWTON, Derick	(13)PEGG, Brian
02/25/16	*FGCU	w 80-73	842	(19)PEGG, Brian	(8)MYLES, Divine
03/01/16	#at NJIT	w 82-67	1022	(28)NEWTON, Derick	(11)NEWTON, Derick
03/03/16	#at Lipscomb	w 96-75	2465	(25)NEWTON, Derick	(13)NEWTON, Derick
03/06/16	#at FGCU	78-80 Lot	4670	(22)NEWTON, Derick	(7)GOODMAN, Leo

^ = Las Vegas Invitational
 * = Atlantic Sun Conference game
 # = Atlantic Sun Tournament game

2015-16 INDIVIDUAL GAME HIGHS

Points.....30, Derick Newton vs USC Upstate (01/14/16)
 Field Goals Made.....10, Derick Newton at NJIT (03/01/16)
10, Derick Newton vs USC Upstate (01/14/16)
 Field Goal Attempts.....19, Divine Myles vs Jacksonville (02/06/16)
 FG Pct (min. 5 made)......875 (7-8) Brian Pegg at The Citadel (11/17/15)
 3-pt. Field Goals Made.....8, Luke Doyle vs Florida Tech (12/30/15)
 3-pt. Field Goal Attempts.....11, Luke Doyle vs Florida Tech (12/30/15)
 3-pt. FG Pct (min 2 made)......1000 (4-4) Leo Goodman at FIU (11/30/15)
1000 (4-4) Cameron Harvey at Richmond (11/15/15)
 Free Throws Made.....12, Angel Rivera vs Jacksonville (02/06/16)
 Free Throw Att.....15, Derick Newton at FGCU (03/06/16)
 FT Pct. (min 3 made)......1000 (12-12) Angel Rivera vs Jacksonville (02/06/16)
 Rebounds.....16, Brian Pegg vs Kennesaw State (02/18/16)
 Assists.....11, Angel Rivera vs USC Upstate (01/14/16)
11, Divine Myles vs Beth Cookman (11/26/15)
 Steals.....4, Divine Myles vs East Carolina (11/27/15)
4, Divine Myles vs Fort Valley State (11/23/15)
 Blocked Shots.....4, Brian Pegg vs FGCU (02/25/16)

2015-16 TEAM GAME HIGHS

Points.....103, WEBBER INTERNATIONAL (01/02/16)
 Field Goals Made.....39, at The Citadel (11/17/15)
 Field Goal Attempts.....76, ALBANY STATE (12/16/15)
 FG Pct......580 (29-50) at Kennesaw State (01/23/16)
 3-pt. Field Goals Made.....16, at IPFW (12/19/15)
 3-pt. Field Goal Attempts.....33, ALBANY STATE (12/16/15)
 3-pt. FG Pct......696 (16-23) at IPFW (12/19/15)
 Free Throws Made.....22, at FGCU (03/06/16)
22, FORT VALLEY STATE (11/23/15)
 Free Throw Att.....30, at FGCU (03/06/16)
30, at USC Upstate (02/13/16)
30, TENNESSEE STATE (12/14/15)
 FT Pct......889 (8-9) NORTH FLORIDA (01/06/16)
 Rebounds.....52, FORT VALLEY STATE (11/23/15)
 Assists.....28, ALBANY STATE (12/16/15)
 Steals.....14, FORT VALLEY STATE (11/23/15)
 Blocked Shots.....6, at NJIT (03/01/16)
6, FGCU (02/25/16)
6, WEBBER INTERNATIONAL (01/02/16)
 Turnovers.....20, vs Beth Cookman (11/26/15)

Opponent	Date	Score	01		02		04		05		13		20		21	
			COCKFIELD,	LOZOYA,GRA	MYLES,DIVI	RIVERA,ANG	HARVEY,CAM	ROMICH,DRE	HOLLMANN,W							
at Richmond	11/15/15	85-108	L	12-5-2	8-2-1	6-2-2	0-0-5	17-2-0	0-0-0	DNP						DNP
at The Citadel	11/17/15	93-94	L	4-0-1	9-2-1	20-8-4	5-1-5	9-1-0	1-0-0	DNP						DNP
at West Virginia	11/20/15	62-103	L	8-3-0	3-2-0	6-4-4	4-1-5	3-1-0	0-0-1	DNP						DNP
FORT VALLEY STATE	11/23/15	101-72	w	16-3-3	12-4-3	10-3-2	5-5-7	4-5-0	DNP							0-1-0
vs Beth Cookman	11/26/15	83-70	w	7-3-0	8-7-2	14-1-11	6-1-1	4-2-0	0-0-0	DNP						DNP
vs East Carolina	11/27/15	73-93	L	0-0-0	2-1-1	12-1-2	6-3-4	7-1-1	0-1-0	DNP						DNP
at FIU	11/30/15	81-75	w	0-0-2	5-1-1	18-1-4	8-5-4	10-2-0	DNP							DNP
UCF	12/02/15	85-94	L	9-0-0	20-2-4	7-2-7	2-1-6	2-3-1	DNP							DNP
at Tennessee State	12/05/15	54-74	L	8-3-0	0-2-2	15-6-2	7-0-0	2-0-0	0-0-0	DNP						DNP
TENNESSEE STATE	12/14/15	90-93	L	DNP	DNP	20-11-6	21-4-4	10-3-3	0-1-0	DNP						DNP
ALBANY STATE	12/16/15	95-69	w	DNP	8-4-2	18-5-6	2-4-9	12-2-1	0-5-0	2-2-0						
at IPFW	12/19/15	89-95	L	DNP	DNP	17-7-6	11-2-2	11-2-0	DNP							DNP
at Georgia Southern	12/22/15	58-78	L	DNP	2-2-0	7-2-1	15-4-2	2-2-0	0-0-0	0-0-0						DNP
FLORIDA TECH	12/30/15	93-83	w	DNP	DNP	15-10-6	3-2-6	7-0-0	DNP							DNP
WEBBER INTERNATIONAL	01/02/16	103-53	w	DNP	16-5-3	9-3-5	13-3-8	9-2-0	2-1-2	0-0-0						
NORTH FLORIDA	01/06/16	79-97	L	DNP	5-2-4	13-7-6	0-1-7	12-2-2	0-0-0	DNP						DNP
at FGCU	01/09/16	53-82	L	DNP	4-1-0	11-4-2	0-0-2	5-0-0	DNP							0-0-0
USC UPSTATE	01/14/16	89-86	w	DNP	6-1-2	15-1-7	3-4-11	0-0-1	DNP							DNP
NJIT	01/16/16	59-71	L	DNP	4-1-0	10-3-3	8-2-4	0-0-0	DNP							DNP
at Lipscomb	01/21/16	87-92	L	DNP	7-2-2	15-4-8	2-3-3	10-0-0	DNP							DNP
at Kennesaw State	01/23/16	84-79	w	DNP	6-4-1	11-3-1	10-1-5	8-2-0	DNP							DNP
at Marquette	01/27/16	60-74	L	DNP	4-2-3	12-3-3	7-0-0	0-1-2	0-0-0	DNP						DNP
at Jacksonville	01/30/16	60-75	L	DNP	7-3-1	17-4-2	5-6-2	5-4-0	DNP							DNP
at North Florida	02/01/16	86-82	w	DNP	4-2-1	15-6-4	3-1-5	2-0-0	DNP							DNP
JACKSONVILLE	02/06/16	88-96	L	DNP	7-2-3	23-7-5	14-4-3	12-2-1	0-0-0	DNP						DNP
at NJIT	02/11/16	70-74	L	DNP	16-3-1	11-3-2	0-1-2	11-1-0	DNP							DNP
at USC Upstate	02/13/16	83-85	L	DNP	8-3-1	21-5-0	7-1-3	3-0-0	0-0-0	DNP						DNP
KENNESAW STATE	02/18/16	82-92	L	DNP	13-6-1	17-2-7	14-3-4	2-0-0	DNP							DNP
LIPSCOMB	02/20/16	74-77	L	DNP	15-2-5	16-8-4	5-1-3	3-0-0	0-0-0	DNP						DNP
BETH COOKMAN	02/22/16	94-96	L	DNP	12-1-1	15-3-7	4-3-5	8-1-1	DNP							DNP
FGCU	02/25/16	80-73	w	DNP	3-2-0	11-8-4	6-0-5	3-0-0	0-0-0	DNP						DNP
at NJIT	03/01/16	82-67	w	DNP	2-2-0	21-7-1	4-2-4	1-3-2	DNP							DNP
at Lipscomb	03/03/16	96-75	w	DNP	2-2-2	9-6-4	9-1-10	5-1-0	0-0-0	DNP						0-0-0
at FGCU	03/06/16	78-80	L	DNP	11-4-1	11-4-5	10-3-4	0-0-0	DNP							DNP

Opponent	Date	Score	22		23		33		35		41	
			NEWTON,DER	NDAHIRO,KE	DOYLE,LUKE	GOODMAN,LE	PEGG,BRIAN					
at Richmond	11/15/15	85-108	L	12-4-1	DNP	10-2-5	10-1-2	10-14-1				
at The Citadel	11/17/15	93-94	L	12-5-1	DNP	13-1-0	5-2-0	15-13-1				
at West Virginia	11/20/15	62-103	L	12-1-0	DNP	5-4-1	14-4-0	7-5-3				
FORT VALLEY STATE	11/23/15	101-72	w	20-10-1	DNP	13-4-7	9-2-2	12-13-1				
vs Beth Cookman	11/26/15	83-70	w	22-11-0	DNP	0-3-1	5-3-1	17-10-0				
vs East Carolina	11/27/15	73-93	L	5-3-1	DNP	16-0-2	11-3-0	14-7-1				
at FIU	11/30/15	81-75	w	8-6-2	DNP	11-2-0	12-3-0	9-10-0				
UCF	12/02/15	85-94	L	17-4-1	DNP	0-1-1	15-5-0	13-8-2				
at Tennessee State	12/05/15	54-74	L	20-3-0	DNP	2-1-0	0-1-0	0-4-0				
TENNESSEE STATE	12/14/15	90-93	L	22-6-0	DNP	6-1-1	3-5-1	8-5-3				
ALBANY STATE	12/16/15	95-69	w	15-5-3	DNP	15-3-4	13-3-0	10-11-3				
at IPFW	12/19/15	89-95	L	21-2-3	DNP	14-5-1	10-1-0	5-1-0				
at Georgia Southern	12/22/15	58-78	L	13-7-1	DNP	2-1-0	5-1-0	12-14-1				
FLORIDA TECH	12/30/15	93-83	w	16-4-4	DNP	24-3-3	7-1-0	21-12-2				
WEBBER INTERNATIONAL	01/02/16	103-53	w	9-6-1	0-3-0	24-6-4	9-5-1	12-12-3				
NORTH FLORIDA	01/06/16	79-97	L	22-7-0	2-1-0	5-3-1	4-2-1	16-5-2				
at FGCU	01/09/16	53-82	L	11-7-0	1-2-0	5-3-3	7-1-0	9-10-0				
USC UPSTATE	01/14/16	89-86	w	30-10-3	0-1-0	14-1-1	5-1-1	16-11-0				
NJIT	01/16/16	59-71	L	13-6-0	DNP	13-0-2	8-9-0	3-9-0				
at Lipscomb	01/21/16	87-92	L	19-5-2	DNP	10-1-1	7-2-0	17-13-0				
at Kennesaw State	01/23/16	84-79	w	13-4-3	DNP	10-1-2	6-1-0	20-14-0				
at Marquette	01/27/16	60-74	L	15-6-1	DNP	7-4-2	2-1-0	13-12-0				
at Jacksonville	01/30/16	60-75	L	13-10-0	DNP	3-2-0	0-2-1	10-10-1				
at North Florida	02/01/16	86-82	w	22-5-2	DNP	12-2-0	9-1-0	19-12-1				
JACKSONVILLE	02/06/16	88-96	L	15-4-3	DNP	0-1-1	0-0-0	17-7-1				
at NJIT	02/11/16	70-74	L	5-4-5	DNP	9-6-1	3-1-0	15-7-1				
at USC Upstate	02/13/16	83-85	L	18-4-1	DNP	11-9-1	3-2-0	12-14-0				
KENNESAW STATE	02/18/16	82-92	L	17-2-0	DNP	3-3-0	8-1-0	8-16-1				
LIPSCOMB	02/20/16	74-77	L	5-4-0	DNP	10-1-1	5-1-0	15-13-2				
BETH COOKMAN	02/22/16	94-96	L	19-11-2	DNP	16-8-2	2-0-0	18-13-1				
FGCU	02/25/16	80-73	w	17-6-2	DNP	18-3-5	3-0-0	19-6-3				
at NJIT	03/01/16	82-67	w	28-11-2	2-2-0	11-3-0	3-2-1	10-7-2				
at Lipscomb	03/03/16	96-75	w	25-13-0	2-2-0	10-5-3	12-2-0	22-12-0				
at FGCU	03/06/16	78-80	L	22-5-1	0-1-0	10-1-0	8-7-1	6-2-1				

Opponent	Date	Score		Total		3-Pointers		Free throws		Rebounds				pf	a	t/o	blk	stl	pts	av
				fg-fga	pct	3fg-fga	pct	ft-fa	pct	off	def	tot	avg							
at Richmond	11/15/15	85-108	L	33-70	.471	11-23	.478	8-10	.800	8	24	32	32.0	14	19	14	1	6	85	85.
at The Citadel	11/17/15	93-94	L	39-73	.534	6-22	.273	9-13	.692	10	27	37	34.5	20	13	13	0	4	93	89.
at West Virginia	11/20/15	62-103	L	19-62	.306	6-25	.240	18-21	.857	13	16	29	32.7	25	14	19	0	10	62	80.
FORT VALLEY STATE	11/23/15	101-72	W	36-74	.486	7-25	.280	22-28	.786	14	38	52	37.5	18	26	14	4	14	101	85.
vs Beth Cookman	11/26/15	83-70	W	31-58	.534	9-22	.409	12-16	.750	9	35	44	38.8	20	16	20	0	5	83	84.
vs East Carolina	11/27/15	73-93	L	22-53	.415	8-26	.308	21-24	.875	8	15	23	36.2	11	12	14	1	9	73	82.
at FIU	11/30/15	81-75	W	28-58	.483	9-22	.409	16-22	.727	11	23	34	35.9	12	13	13	5	9	81	82.
UCF	12/02/15	85-94	L	32-71	.451	9-25	.360	12-19	.632	14	15	29	35.0	19	22	5	0	7	85	82.
at Tennessee State	12/05/15	54-74	L	16-47	.340	1-12	.083	21-26	.808	8	19	27	34.1	13	4	18	1	6	54	79.
TENNESSEE STATE	12/14/15	90-93	Lot	28-69	.406	13-32	.406	21-30	.700	15	25	40	34.7	22	18	11	2	6	90	80.
ALBANY STATE	12/16/15	95-69	W	35-76	.461	13-33	.394	12-16	.750	13	33	46	35.7	17	28	10	4	9	95	82.
at IPFW	12/19/15	89-95	L	31-56	.554	16-23	.696	11-18	.611	4	17	21	34.5	16	12	11	1	3	89	82.
at Georgia Southern	12/22/15	58-78	L	22-53	.415	5-20	.250	9-19	.474	9	28	37	34.7	17	5	18	1	3	58	80.
FLORIDA TECH	12/30/15	93-83	W	32-62	.516	10-22	.455	19-29	.655	11	26	37	34.9	15	21	8	4	9	93	81.
WEBBER INTERNATIONA	01/02/16	103-53	W	36-69	.522	10-25	.400	21-29	.724	11	40	51	35.9	16	27	13	6	12	103	83.
NORTH FLORIDA	01/06/16	79-97	L	31-68	.456	9-23	.391	8-9	.889	9	23	32	35.7	18	23	12	3	3	79	82.
at FGCU	01/09/16	53-82	L	18-54	.333	4-20	.200	13-21	.619	10	23	33	35.5	14	7	15	2	4	53	81.
USC UPSTATE	01/14/16	89-86	Wot	32-65	.492	11-29	.379	14-20	.700	6	25	31	35.3	16	26	10	1	8	89	81.
NJIT	01/16/16	59-71	L	16-50	.320	8-26	.308	19-26	.731	10	23	33	35.2	17	9	15	4	7	59	80.
at Lipscomb	01/21/16	87-92	L	30-69	.435	11-30	.367	16-27	.593	7	25	32	35.0	18	16	10	4	11	87	80.
at Kennesaw State	01/23/16	84-79	W	29-50	.580	6-16	.375	20-25	.800	5	27	32	34.9	17	12	15	4	6	84	80.
at Marquette	01/27/16	60-74	L	22-61	.361	6-21	.286	10-13	.769	15	17	32	34.7	21	11	14	0	5	60	79.
at Jacksonville	01/30/16	60-75	L	20-66	.303	5-27	.185	15-22	.682	8	36	44	35.1	20	7	12	0	6	60	79.
at North Florida	02/01/16	86-82	W	35-64	.547	3-8	.375	13-18	.722	8	25	33	35.0	17	13	7	0	3	86	79.
JACKSONVILLE	02/06/16	88-96	Lot	29-73	.397	11-32	.344	19-23	.826	8	27	35	35.0	27	17	6	4	6	88	79.
at NJIT	02/11/16	70-74	L	23-45	.511	6-16	.375	18-25	.720	4	26	30	34.8	24	12	18	3	5	70	79.
at USC Upstate	02/13/16	83-85	L	28-68	.412	6-22	.273	21-30	.700	13	29	42	35.1	20	6	4	1	5	83	79.
KENNESAW STATE	02/18/16	82-92	L	28-69	.406	7-21	.333	19-24	.792	10	25	35	35.1	21	13	5	2	4	82	79.
LIPSCOMB	02/20/16	74-77	L	27-60	.450	10-21	.476	10-15	.667	11	23	34	35.1	16	15	14	3	3	74	79.
BETH COOKMAN	02/22/16	94-96	Lot	35-73	.479	9-24	.375	15-24	.625	13	30	43	35.3	22	19	13	4	7	94	79.
FGCU	02/25/16	80-73	W	29-56	.518	11-20	.550	11-13	.846	3	24	27	35.1	11	19	10	6	5	80	79.
at NJIT	03/01/16	82-67	W	30-56	.536	7-16	.438	15-23	.652	7	35	42	35.3	17	12	14	6	4	82	79.
at Lipscomb	03/03/16	96-75	W	35-67	.522	13-28	.464	13-17	.765	11	37	48	35.7	19	19	13	4	4	96	80.
at FGCU	03/06/16	78-80	Lot	25-61	.410	6-18	.333	22-30	.733	12	23	35	35.6	24	13	10	1	6	78	80.
Stetson		2729		962-2126	.452	282-775	.364	523-725	.721	328	884	1212	35.6	614	519	418	82	214	2729	80.
Opponents		2807		1052-2227	.472	251-727	.345	452-671	.674	405	957	1362	40.1	634	528	417	158	210	2807	82.

Games played: 34
 Points/game: 80.3
 FG Pct: 45.2
 3FG Pct: 36.4
 FT Pct: 72.1

Rebounds/game: 35.6
 Assists/game: 15.3
 Turnovers/game: 12.3
 Assist/turnover ratio: 1.2
 Steals/game: 6.3
 Blocks/game: 2.4

Opponent	Date	Score	Total		3-Pointers		Free throws		Rebounds				pf	a	t/o	blk	stl	pts	avg	
			fg-fga	pct	3fg-fga	pct	ft-fa	pct	off	def	tot	avg								
at Richmond	11/15/15	85-108	L	42-77	.545	15-31	.484	9-14	.643	15	30	45	45.0	12	29	12	10	9	108	108.0
at The Citadel	11/17/15	93-94	L	36-68	.529	6-20	.300	16-19	.842	7	29	36	40.5	20	20	13	8	5	94	101.0
at West Virginia	11/20/15	62-103	L	38-67	.567	5-21	.238	22-30	.733	18	32	50	43.7	19	26	18	7	10	103	101.7
FORT VALLEY STATE	11/23/15	101-72	W	25-71	.352	6-29	.207	16-21	.762	9	26	35	41.5	22	10	17	1	7	72	94.2
vs Beth Cookman	11/26/15	83-70	W	29-77	.377	5-26	.192	7-17	.412	17	21	38	40.8	17	7	9	5	8	70	89.4
vs East Carolina	11/27/15	73-93	L	33-61	.541	10-21	.476	17-18	.944	13	26	39	40.5	19	19	14	1	8	93	90.0
at FIU	11/30/15	81-75	W	34-67	.507	5-14	.357	2-8	.250	16	22	38	40.1	20	14	14	8	7	75	87.9
UCF	12/02/15	85-94	L	35-60	.583	7-21	.333	17-23	.739	14	30	44	40.6	15	17	13	5	2	94	88.6
at Tennessee State	12/05/15	54-74	L	31-65	.477	2-17	.118	10-11	.909	16	25	41	40.7	18	15	14	6	8	74	87.0
TENNESSEE STATE	12/14/15	90-93	Lot	34-79	.430	9-19	.474	16-20	.800	22	29	51	41.7	24	8	13	7	8	93	87.6
ALBANY STATE	12/16/15	95-69	W	25-68	.368	8-27	.296	11-18	.611	12	31	43	41.8	18	14	17	2	6	69	85.9
at IPFW	12/19/15	89-95	L	38-64	.594	7-17	.412	12-14	.857	10	25	35	41.2	15	19	10	3	4	95	86.7
at Georgia Southern	12/22/15	58-78	L	30-59	.508	8-25	.320	10-21	.476	6	29	35	40.8	21	17	9	2	11	78	86.0
FLORIDA TECH	12/30/15	93-83	W	33-67	.493	8-21	.381	9-15	.600	11	24	35	40.4	20	19	12	7	6	83	85.8
WEBBER INTERNATIONA	01/02/16	103-53	W	21-67	.313	3-19	.158	8-16	.500	12	28	40	40.3	19	10	21	3	5	53	83.6
NORTH FLORIDA	01/06/16	79-97	L	38-73	.521	12-32	.375	9-16	.563	15	28	43	40.5	12	23	8	5	7	97	84.4
at FGCU	01/09/16	53-82	L	35-59	.593	6-16	.375	6-15	.400	6	32	38	40.4	18	19	9	9	10	82	84.3
USC UPSTATE	01/14/16	89-86	Wot	33-66	.500	9-21	.429	11-18	.611	10	28	38	40.2	21	21	11	5	6	86	84.4
NJIT	01/16/16	59-71	L	26-57	.456	12-30	.400	7-13	.538	9	27	36	40.0	19	18	12	0	8	71	83.7
at Lipscomb	01/21/16	87-92	L	31-61	.508	12-27	.444	18-21	.857	6	39	45	40.2	19	21	19	7	6	92	84.1
at Kennesaw State	01/23/16	84-79	W	29-64	.453	8-15	.533	13-17	.765	9	20	29	39.7	22	9	11	3	7	79	83.9
at Marquette	01/27/16	60-74	L	26-55	.473	7-15	.467	15-21	.714	14	26	40	39.7	17	13	15	2	4	74	83.4
at Jacksonville	01/30/16	60-75	L	26-69	.377	11-28	.393	12-17	.706	11	41	52	40.3	19	13	12	4	6	75	83.0
at North Florida	02/01/16	86-82	W	30-63	.476	10-35	.286	12-18	.667	12	25	37	40.1	19	12	11	5	5	82	83.0
JACKSONVILLE	02/06/16	88-96	Lot	35-70	.500	7-17	.412	19-29	.655	11	37	48	40.4	16	14	11	8	0	96	83.5
at NJIT	02/11/16	70-74	L	26-56	.464	7-22	.318	15-23	.652	9	22	31	40.1	21	13	12	1	9	74	83.2
at USC Upstate	02/13/16	83-85	L	32-72	.444	7-15	.467	14-25	.560	18	33	51	40.5	22	16	8	3	1	85	83.2
KENNESAW STATE	02/18/16	82-92	L	32-65	.492	7-18	.389	21-26	.808	10	34	44	40.6	19	14	7	3	2	92	83.5
LIPSCOMB	02/20/16	74-77	L	30-58	.517	5-17	.294	12-17	.706	9	26	35	40.4	15	16	14	4	8	77	83.3
BETH COOKMAN	02/22/16	94-96	Lot	29-67	.433	11-23	.478	27-33	.818	11	30	41	40.4	19	15	12	10	5	96	83.7
FGCU	02/25/16	80-73	W	30-65	.462	4-9	.444	9-14	.643	14	25	39	40.4	15	12	10	3	5	73	83.4
at NJIT	03/01/16	82-67	W	25-69	.362	2-26	.077	15-23	.652	12	25	37	40.3	18	9	6	3	6	67	82.9
at Lipscomb	03/03/16	96-75	W	25-64	.391	9-24	.375	16-30	.533	10	23	33	40.1	18	12	10	3	5	75	82.6
at FGCU	03/06/16	78-80	Lot	30-57	.526	1-9	.111	19-30	.633	11	29	40	40.1	26	14	13	5	6	80	82.6
Opponents		2807		1052-2227	.472	251-727	.345	452-671	.674	405	957	1362	40.1	634	528	417	158	210	2807	82.6
Stetson		2729		962-2126	.452	282-775	.364	523-725	.721	328	884	1212	35.6	614	519	418	82	214	2729	80.3

Games played: 34
 Points/game: 82.6
 FG Pct: 47.2
 3FG Pct: 34.5
 FT Pct: 67.4

Rebounds/game: 40.1
 Assists/game: 15.5
 Turnovers/game: 12.3
 Assist/turnover ratio: 1.3
 Steals/game: 6.2
 Blocks/game: 4.6

ATLANTIC SUN CONFERENCE STANDINGS

Team	A-Sun	Pct.	Overall	Pct.
North Florida *	10-4	.714	22-12	.647
NJIT *	8-6	.571	20-15	.571
Jacksonville *	8-6	.571	16-16	.500
FGCU *	8-6	.571	21-14	.600
Kennesaw State	7-7	.500	11-20	.355
Lipscomb	7-7	.500	12-21	.364
Stetson	4-10	.286	12-22	.353
USC Upstate	4-10	.286	10-22	.313

A-SUN CHAMPIONSHIP

Quarterfinals - March 1, 2016

Lipscomb def. Jacksonville	92-89 (OT)
FGCU def. Kennesaw State	74-64
Stetson def. NJIT	82-67
North Florida def. USC Upstate	92-69

Semifinals - March 3, 2016

Stetson def. Lipscomb	96-75
FGCU def. North Florida	89-56

Championship - March 6, 2016

FGCU def. Stetson	80-78 (OT)
--------------------------	-------------------

All-Tournament Team

Marc-Eddy Norelia (MVP)	FGCU
Zach Johnson	FGCU
Christian Terrell	FGCU
Brian Pegg	Stetson
Derick Newton	Stetson
Dallas Moore	North Florida
J.C. Hampton	Lipscomb

ALL-CONFERENCE HONORS

First Team

Dallas Moore	Jr.	G	North Florida
Marc-Eddy Norelia	Jr.	F	FGCU
Kori Babineaux	Sr.	G	Jacksonville
Damon Lynn	Jr.	G	NJIT
Beau Beech	Sr.	G/F	North Florida

Second Team

Yonel Brown	Sr.	G	Kennesaw State
Kendrick Ray	Jr.	G	Kennesaw State
J.C. Hampton	Jr.	G	Lipscomb
Michael Buchanan	Jr.	C	USC Upstate
Brian Pegg	Jr.	F	Stetson

All-Freshmen

Derick Newton	Fr.	F	Stetson
Zach Johnson	Fr.	G	FGCU
Garrison Matthews	Fr.	G	Lipscomb
Eli Pepper	Fr.	F	Lipscomb
Deion Holmes	Fr.	G	USC Upstate

Academic All-Atlantic Sun Conference Team

Trent Mackey, North Florida, Sr., 3.86, General Business
Brian Pegg, Stetson, Jr., 3.52, Finance
 George Brammeier, Lipscomb, So., 3.43, Biochemistry
 Cam Miller, Lipscomb, Jr., 3.89, Corporate Management
 Demarcus Daniels, North Florida, Sr., 3.56, Health Science

Player of the Year: Dallas Moore, UNF
Defensive Player of the Year: Demarcus Daniels, UNF
Freshman of the Year: Derick Newton, Stetson
Coach of the Year: Matt Driscoll, UNF



NEWTON



PEGG



It's in the Bag with FCU!

No matter where life takes you, Florida Credit Union's convenient products and services can support you, even on the go. FCU is a full-service financial institution with more than 78,000 members in north and central Florida. We offer a full range of products and services, including online and mobile banking, designed to help you manage your finances. Stop by our North DeLand branch or call us today!

1735 North Woodland Blvd. DeLand | Or call us! (386) 738-4717
 Drive-thru: Mon - Fri, 8am - 6pm, Sat 9am-1pm | Lobby: Mon - Fri, 9am - 6pm, Sat 9am - 1pm



f t p flcu.org

Over **75** Nonstop Destinations

OrlandoSanford
 INTERNATIONAL AIRPORT
 We Are SFB: Simpler. Faster. Better.

Official Airport of:

FlySanford.com

allegiant
 70+ Nonstop Destinations
 Including Trenton, NJ & San Juan, Puerto Rico

 • Mexico City, Mexico	 • St. John's, Canada	 • Georgetown, Guyana • Paramaribo, Suriname
 • Brussels, Belgium	 • Charters from The United Kingdom	 • Amsterdam, The Netherlands

Airlines and destinations may change without notice. Check Airlines for latest information.

ORLANDO NORTH SEMINOLE COUNTY | f/FlySanford | t/@SFB_Airport | FlySanford.com

FLORIDA ORTHOPAEDIC
 A S S O C I A T E S

18 2 50 4 3
GO HATTERS 3 4



HISTORY & RECORDS

TOTAL POINTS

1826.....	Kerry Blackshear	1992-96
1691.....	E.J. Gordon	2002-06
1652.....	Randy Anderson	1985-89
1582.....	Garfield Blair	2005-09
1559.....	Ron Beal.....	1968-72
1548.....	Dalton Epting	1958-62
1539.....	Joel Hancock	1958-62
1491.....	Frank Burnell.....	1979-83
1458.....	Bob Jenkins.....	1964-68
1414.....	Anthony Register	2002-06

SCORING AVERAGE (min. 50 games)

24.9.....	Earnest Killum.....	1968-70
21.6.....	Gene Wells.....	1957-59
20.9.....	Mark Brisker.....	1990-92
19.4.....	Jason Alexander	1994-96
19.3.....	Mel Daniels.....	1976-78
17.6.....	Kerry Blackshear	1992-96
16.7.....	Dirk Ewing.....	1978-80
16.5.....	Donell Grier.....	1991-93
15.6.....	Walt Kilcullen.....	1965-68
15.4.....	E.J. Gordon	2002-06

FIELD GOALS MADE

671.....	Kerry Blackshear	1992-96
648.....	Randy Anderson.....	1985-89
608.....	Frank Burnell.....	1979-83
601.....	Ron Beal.....	1968-72
597.....	E.J. Gordon	2002-06
593.....	Joel Hancock	1958-62
562.....	Garfield Blair	2005-06
539.....	Earnest Killum.....	1968-70
536.....	Bill Hester	1961-65
533.....	Bob Jenkins.....	1964-68

FIELD GOALS ATTEMPTED


1469.....	E.J. Gordon	2002-06
1422.....	Kerry Blackshear	1992-96
1312.....	Randy Anderson	1985-89
1283.....	Joel Hancock	1958-62
1230.....	Frank Burnell	1979-83
1215.....	Ron Beal	1968-72
1201.....	Garfield Blair	2005-09
1183.....	Bill Hester	1961-65
1146.....	Bob Jenkins	1964-68
1120.....	Anthony Register	2002-06

FIELD GOAL PCT. (min. 100 made)

.609.....	Mel Daniels (368-604)	1976-78
.602.....	Jim Ramsey (201-334)	1979-81
.596.....	Clifford Johnson (143-240).....	1979-81
.584.....	Pete Nordhorn (208-356).....	1972-76
.581.....	Kevin Tucker (233-401)	1977-79
.564.....	Derrall Dumas (394-699)	1988-91
.550.....	Jeff Warbritton (208-378)	1996-98
.546.....	Fred Ross (284-520).....	1970-75
.546.....	LeRoy Wilson (233-427)	1972-74
.535.....	John Haslem (292-546)	1972-74

REBOUNDS

980.....	Ken Showers.....	1967-71
967.....	Randy Anderson.....	1985-89
932.....	Santos Hampton.....	1998-02
826.....	Dalton Epting	1958-62
775.....	Bill Hester	1961-65
754.....	Sebastian Singletary.....	1998-01
732.....	Bill Schneider	1956-60
702.....	Ron Beal.....	1968-72
690.....	E.J. Gordon	2002-06
679.....	Mike Reddick	1980-84



Kerry Blackshear

ASSISTS

526.....	Frank Ireland.....	1987-91
517.....	Brad Weston.....	1978-82
507.....	Terry Johnson.....	1985-89
454.....	Ravii Givens	1999-03
390.....	Buzzy O'Connell	1973-77
369.....	Rob Wilkes.....	1989-93
348.....	Glenn Wilkes.....	1976-80
323.....	Glynn Myrick.....	1980-84
289.....	Joel Naburgs.....	2009-13
276.....	E.J. Gordon	2002-06

BLOCKED SHOTS

234.....	Lorenzo Williams.....	1989-91
168.....	Randy Anderson	1985-89
134.....	Derrall Dumas	1988-91
121.....	Willie Green.....	2011-14
126.....	Mike Reddick.....	1980-84
107.....	Chad Lambert.....	1994-98
87.....	Sebastian Singletary.....	1998-01
81.....	Tim Lang.....	2006-09
72.....	Kentwan Smith.....	2013-15
55.....	Graeme Radford	2007-10

STEALS

235.....	E.J. Gordon	2002-06
172.....	Anthony Register	2002-06
156.....	Alexis McMillan.....	2001-03
152.....	Kerry Blackshear	1992-96
150.....	Ravii Givens	1999-03
149.....	Gabe McMillen.....	2003-07
135.....	Kris Thomas.....	2005-09
133.....	Sebastian Singletary.....	1998-01
129.....	Kenneth Johnson.....	1995-99
127.....	2 players tied (F. Ireland, R. Anderson)	

3-PT FIELD GOALS MADE

206.....	Aaron Graham.....	2010-14
180.....	Joel Naburgs.....	2009-13
170.....	Kerry Blackshear	1992-96
167.....	A.J. Smith.....	2006-10
153.....	Derrick DeWitt	1999-04
151.....	Mark Lohuis.....	2006-10
143.....	Anthony Register	2002-06
143.....	Garrett Davis.....	1995-99
136.....	Mark Brisker.....	1990-92
127.....	Kris Thomas.....	2005-09

3-PT FIELD GOALS ATTEMPTED

599.....	Aaron Graham.....	2010-14
520.....	Joel Naburgs.....	2009-13
490.....	AJ Smith.....	2006-10
473.....	Kerry Blackshear	1992-96
447.....	Mark Lohuis.....	2006-10
442.....	Derrick DeWitt	1999-04
422.....	Ravii Givens	1999-03
416.....	Kris Thomas.....	2005-09
412.....	Anthony Register	2002-06
379.....	Mark Brisker	1990-92

3-PT FIELD GOAL PCT. (min. 50 made)

.424.....	Alex Urosevic (56-132).....	1988-90
.420.....	Frank Ireland (100-238).....	1987-91
.419.....	Gary Coachman (62-148).....	1982-87
.418.....	Garrett Davis (143-342).....	1995-99
.415.....	Maurice Cowan (78-188).....	1988-90
.401.....	Ehren Wallhoff (122-304).....	1991-95
.388.....	Bjorn Gehrke (52-134).....	1987-89
.382.....	Jason Alexander (107-280).....	1994-96
.379.....	Terry Johnson (86-227).....	1985-89
.377.....	Gabe McMillen (58-154).....	2003-06

GAMES PLAYED

123.....	Kris Thomas.....	2005-09
123.....	Garfield Blair.....	2005-09
122.....	Mark Lohuis.....	2006-10
122.....	Brandon Williams.....	2006-10
120.....	AJ Smith.....	2006-10
119.....	Aaron Graham.....	2010-14
119.....	Liam McInerney.....	2009-13
118.....	Joel Naburgs.....	2009-13
117.....	Gabe McMillen.....	2003-07
116.....	2 players tied (F. Ireland, T. Johnson)	

FREE THROWS MADE

494.....	Dalton Epting.....	1958-62
464.....	E.J. Gordon	2002-06
410.....	Derrell Boone.....	1966-70
399.....	Garfield Blair.....	2005-09
392.....	Bob Jenkins.....	1964-68
371.....	Anthony Register	2002-06
357.....	Ron Beal	1968-72
353.....	Randy Anderson.....	1985-89
353.....	Joel Hancock	1958-62
314.....	Kerry Blackshear	1992-96

FREE THROWS ATTEMPTED

668.....	Dalton Epting.....	1958-62
653.....	E.J. Gordon	2002-06
582.....	Derrell Boone.....	1966-70
547.....	Garfield Blair.....	2005-09
537.....	Bob Jenkins.....	1964-68
514.....	Randy Anderson.....	1985-89
497.....	Ron Beal	1968-72
492.....	Santos Hampton.....	1998-02
475.....	Anthony Register	2002-06
442.....	Kerry Blackshear	1992-96

FREE THROW PCT. (min. 100 made)

.866.....	Garrett Davis (291-336).....	1995-99
.862.....	Jason Alexander (243-282).....	1994-96
.842.....	Joel Hancock (353-419).....	1958-62
.832.....	Jorge Fernandez (139-167).....	1981-85
.819.....	Ravii Givens (276-337).....	1999-03
.800.....	Buzzy O'Connell (180-225).....	1973-77
.799.....	Barry Faith (131-164).....	1971-72
.798.....	Walt Kilcullen (265-332).....	1965-68
.797.....	Bill Clark (232-291)	1962-65
.789.....	Brad Weston (165-209).....	1978-82

TOTAL POINTS

741 Earnest Killum	1969-70
633 Mark Brisker	1991-92
630 Earnest Killum.....	1968-69
622 Gene Wells	1958-59
603 Mark Brisker.....	1990-91
596 Maurice Cowan	1989-90
556 Frank Burnell	1982-83
554 Joel Hancock	1961-62
553 Derick Newton.....	2015-16
552 Kerry Blackshear	1994-95

POINTS PER GAME (min. 15 games)

25.6 Earnest Killum	1969-70
24.2 Earnest Killum.....	1968-69
22.6 Mark Brisker.....	1991-92
22.2 Gene Wells	1958-59
21.0 Gene Wells	1957-58
20.4 Kerry Blackshear	1994-95
20.2 Bill Hester	1964-65
19.9 Jason Alexander	1995-96
19.9 Frank Burnell	1982-83
19.9 Mel Daniels	1976-77

TOTAL REBOUNDS

360 Ralph Miller.....	1958-59
351 Ken Showers.....	1970-71
332 Brian Pegg.....	2015-16
327 Dalton Epting.....	1960-61
312 Lorenzo Williams.....	1990-91
311 Randy Anderson.....	1986-87
302 Ken Showers.....	1968-69
300 Lamar Deaver.....	1962-63
298 Mac Stones.....	1955-56
285 Mel Daniels	1976-77

REBOUNDS PER GAME

13.5 Ken Showers.....	1970-71
12.9 Ralph Miller.....	1958-59
12.1 Dalton Epting.....	1960-61
11.6 Ken Showers.....	1968-69
11.3 Mac Stones.....	1956-57
10.7 Lamar Deaver.....	1962-63
10.6 Mel Daniels	1976-77
10.5 Bill Hester.....	1963-64
10.3 Ralph Miller.....	1957-58
10.0 Randy Anderson	1986-87

FIELD GOALS MADE

296 Earnest Killum	1969-70
279 Gene Wells.....	1958-59
243 Earnest Killum.....	1968-69
229 Gene Wells	1957-58
220 Dirk Ewing.....	1978-79
219 Maurice Cowan	1989-90
217 Mark Brisker.....	1991-92
210 Frank Burnell	1982-83
209 Joel Hancock	1961-62
204 Kerry Blackshear.....	1994-95

FIELD GOALS ATTEMPTED

597 Gene Wells.....	1958-59
584 Earnest Killum.....	1969-70
500 Mark Brisker.....	1991-92
493 Earnest Killum.....	1968-69
472 Joel Hancock.....	1961-62
465 Gene Wells	1957-58
447 Mark Brisker.....	1990-91
437 Maurice Cowan	1989-90
432 Garfield Blair.....	2008-09
430 E.J. Gordon	2002-04

FIELD GOAL PCT. (min. 70 made)

.648 Clifford Johnson (92-142).....	1979-80
.634 Mel Daniels (180-284).....	1977-78
.627 Kevin Tucker (136-217).....	1978-79
.624 Pete Nordhorn (146-234).....	1975-76
.619 Jim Ramsey (125-202).....	1980-81
.595 Derrall Dumas (116-195).....	1988-89
.592 Gary Coachman (77-130).....	1984-85
.592 Derrall Dumas (174-294).....	1989-90
.588 Leroy Wilson (110-187).....	1973-74
.588 Mel Daniels (188-320).....	1976-77

TOTAL ASSISTS

179 Terry Johnson.....	1986-87
173 Ravii Givens.....	2000-01
171 Frank Ireland.....	1989-90
162 Buzzy O'Connell.....	1976-77
150 Angel Rivera.....	2015-16
145 Brad Weston.....	1981-82
143 Divine Myles.....	2015-16
142 Buzzy O'Connell.....	1975-76
139 Jason Alexander.....	1994-95
138 Richard Layer.....	1956-57

ASSISTS PER GAME

6.0 Buzzy O'Connell.....	1976-77
6.0 Ravii Givens.....	2000-01
5.8 Terry Johnson.....	1986-87
5.7 Frank Ireland.....	1989-90
5.6 Jason Alexander.....	1994-95
5.5 Buzzy O'Connell.....	1975-76
5.4 Brad Weston.....	1981-82
4.9 Brad Weston.....	1980-81
4.8 Terry Johnson.....	1987-88
4.8 Glynn Myrick.....	1983-84

BLOCKED SHOTS

121 Lorenzo Williams	1989-90
113 Lorenzo Williams.....	1990-91
72 Mike Reddick.....	1981-82
55 Randy Anderson.....	1985-86
54 Mike Reddick.....	1982-83
53 Derrall Dumas.....	1988-89
46 Kentwan Smith.....	2014-15
43 Derrall Dumas.....	1989-90
43 Randy Anderson.....	1986-87
41 Willie Green (2x).....	2012-13, 2013-14

STEALS

87 Alexis McMillan.....	2002-03
69 Alexis McMillan.....	2001-02
66 E.J. Gordon.....	2003-04
64 Anthony Register.....	2005-06
61 E.J. Gordon.....	2005-06
60 Gabe McMillen.....	2006-07
58 Jason Alexander.....	1995-96
56 Corey Walden.....	2010-11
55 EJ Gordon.....	2002-03
55 Sebastian Singletary.....	1998-99



Kentwan Smith



Ravii Givens

STEALS PER GAME

4.0	Alexis McMillan	2002-03
2.7	Alexis McMillan	2001-02
2.4	E.J. Gordon	2003-04
2.3	Corey Walden	2010-11
2.1	Jason Alexander	1995-96
2.0	Sebastian Singletary	1998-99
2.0	Anthony Register	2005-06
2.0	E.J. Gordon	2004-05
1.8	Jason Alexander	1994-95
1.8	Ravii Givens	1999-00

3-PT FIELD GOALS MADE

72	Luke Doyle	2015-16
70	Mark Brisker	1990-91
68	Aaron Graham	2011-12
66	Aaron Graham	2012-13
66	Mark Brisker	1991-92
64	Jason Alexander	1995-96
62	Gary Coachman	1986-87
61	Derrick DeWitt	1999-00
61	Maurice Cowan	1989-90
57	A.J. Smith	2008-09

3-PT FIELD GOALS ATTEMPTED

200	Aaron Graham	2012-13
194	Mark Brisker	1991-92
190	Aaron Graham	2011-12
185	Mark Brisker	1990-91
180	Luke Doyle	2015-16
168	A.J. Smith	2008-09
166	Jason Alexander	1995-96
166	Derrick DeWitt	1999-00
150	Joel Naburgs	2012-13
149	Joel Naburgs	2011-12

3-PT FIELD GOAL PCT (min. 25 made)

.4672	Derick Newton (57-122)	2015-16
.4666	Gabe McMillen (42-90)	2005-06
.458	Ehren Wallhoff (38-83)	1993-94
.455	Maurice Cowan (61-134)	1989-90
.453	Garrett Davis (43-95)	1998-99
.443	Terry Johnson (54-122)	1987-88
.435	Kennith Johnson (37-85)	1996-97
.433	Frank Ireland (29-67)	1988-89
.426	Rob Wilkes (40-94)	1992-93
.419	Gary Coachman (62-148)	1986-87

GAMES PLAYED

34 7 Tied*

*All by members of the 2015-16 team

GAMES STARTED

34	Cameron Harvey	2015-16
34	Divine Myles	2015-16
34	Derick Newton	2015-16
32	Anthony Register	2005-06
31	12x, lasy by Kentwan Smith	2014-15

FREE THROWS MADE


202	Dalton Epting	1961-62
161	Garfield Blair	2007-08
160	Mel Daniels	1976-77
154	Derick Newton	2015-16
150	Dalton Epting	1960-61
150	Donell Grier	1992-93
149	Earnest Killum	1969-70
148	Mel Daniels	1977-78
145	Derrell Boone	1969-70
145	Bob Jenkins	1966-67

FREE THROWS ATTEMPTED

272	Dalton Epting	1961-62
214	Lamar Deaver	1962-63
214	Garfield Blair	2007-08
212	Donell Grier	1992-93
211	Mel Daniels	1977-78
202	Mel Daniels	1976-77
198	Bob Jenkins	1966-67
197	Dalton Epting	1960-61
197	Bob Mack	1970-71
193	Dave Stowers	1975-76

FREE THROW PCT. (min. 60 made)

.888	Garrett Davis (87-98)	1997-98
.884	Jorge Fernandez (61-69)	1984-85
.883	Buzzy O'Connell (68-77)	1975-76
.879	Jason Alexander (123-140)	1995-96
.877	Joel Hancock (136-155)	1961-62
.868	Garrett Davis (79-91)	1998-99
.865	Garrett Davis (90-104)	1996-97
.849	Bill Hester (135-159)	1964-65
.847	Bill Clark (127-150)	1964-65
.845	Jason Alexander (120-142)	1994-95



Luke Doyle

POINTS

2729.....	2015-16
2594.....	1969-70
2578.....	1989-90
2307.....	1978-79
2288.....	1968-69

POINTS PER GAME

89.4.....	1969-70
88.0.....	1968-69
86.8.....	1956-57
85.4.....	1978-79
82.2.....	1957-58

FIELD GOALS MADE

977.....	1969-70
972.....	1989-90
962.....	2015-16
924.....	1978-79
863.....	1988-89

FIELD GOALS ATTEMPTED

2126.....	2015-16
2052.....	1969-70
2017.....	1958-59
1997.....	1989-90
1928.....	1959-60

FIELD GOAL PCT.

.518.....	1977-78
.515.....	1982-83
.511.....	1978-79
.511.....	1973-74
.510.....	1975-76

REBOUNDS

1342.....	1969-70
1329.....	1956-57
1297.....	1970-71
1284.....	1958-59
1242.....	1959-60

ASSISTS

519.....	2015-16
505.....	1979-80
505.....	1989-90
502.....	2012-13
464.....	1978-79

3-PT FIELD GOALS MADE

282.....	2015-16
235.....	2008-09
230.....	2012-13
229.....	2011-12
210.....	1991-92

3-PT FIELD GOALS ATTEMPTED

775.....	2015-16
762.....	2008-09
667.....	2011-12
662.....	2012-13
619.....	1991-92

3-PT FIELD GOAL PCT.

.404.....	1989-90
.401.....	1988-89
.386.....	1987-88
.380.....	1992-93
.371.....	1995-96

BLOCKED SHOTS

176.....	1989-90
171.....	1990-91
116.....	2013-14
113.....	1988-89
110.....	1985-86

STEALS

282.....	2002-03
277.....	2005-06
262.....	2003-04
259.....	2001-02
239.....	2006-07

FREE THROWS MADE

640.....	1969-70
618.....	1956-57
590.....	1959-60
579.....	1970-71
575.....	1966-67

FREE THROWS ATTEMPTED

943.....	1956-57
898.....	1969-70
837.....	1970-71
820.....	1959-60
817.....	1968-69

FREE THROW PCT.

.756.....	1983-84
.748.....	1995-96
.747.....	1964-65
.747.....	2002-03
.745.....	1966-67

-MISCELLANEOUS-

GAMES

34.....	2015-16
32.....	1989-90
32.....	2005-06
32.....	2007-08
31.....	1990-91
31.....	2006-07
31.....	2010-11
31.....	2012-13
31.....	2013-14
31.....	2014-15

WINS

22.....	1974-75
22.....	1969-70

CONSECUTIVE WINS

19.....	1931-32
15 (modern).....	1969-70



Ernest Killum



Ken Showers



E.J. Gordon

TEAM SINGLE GAME RECORDS

Points.....	143 vs. St. Leo (11-30-91)
Points in a Half.....	73 vs. St. Leo (11-30-91)
Field Goals Made.....	51, three times, last vs. St. Leo (11-30-91)
Field Goal Attempts.....	103 vs. Georgia Southern (2-2-55)
Field Goal Percentage.....	71.1 (32-45) vs. Hardin-Simmons (1-19-89)
3-Point Field Goals Made.....	18 vs. Iona (12-30-91)
3-Point Field Goal Attempts.....	41 vs. Florida Gulf Coast (1-25-11)
3-Point Field Goal Percentage.....	100.0 (6-6) vs. Georgia Southern (3-6-90)
Free Throws Made.....	52 vs. Georgia Teachers (3-2-57)
Free Throw Attempts.....	68 vs. Georgia Teachers (3-2-57)
Free Throw Percentage.....	100.0 (17-17) vs. Biscayne (1-30-76)
.....	100.0 (6-6) vs. Florida (11-27-07)
Rebounds.....	78 vs. Hartwick (12-21-67)
Assists.....	30, twice, last vs. Southeastern Louisiana (3-3-94)
Steals.....	19 vs. Anderson (12-29-98)
Blocked Shots.....	11 vs. Samford (2-28-91)
Largest Win Margin.....	68 (85-17) vs. Tampa (1-26-42)
Largest Loss Margin.....	54 (101-47) at Texas Tech (12-22-01)
Largest Home Win.....	68 (85-17) vs. Tampa (1-26-42)
Largest Road Win.....	43 (106-63) vs. Georgia State (3-7-89)
Largest Home Loss.....	36 (103-67) vs. Georgia Southern (1-30-92)
Largest Road Loss.....	54 (101-47) at Texas Tech (12-22-01)
Fewest Points (modern day).....	38 vs. Texas (11-14-08) vs. FSU (11/18/09)
Fewest Points, Half (modern day).....	10 vs. Florida State (11-18-09)
Most Points Allowed.....	126 vs. Oral Roberts (2-17-79)
Most Points Allowed, Half.....	66 at Troy State (2-27-03)
Fewest Point Allowed.....	4 vs. St. Pete JC (3-6-46)
Fewest Points Allowed (modern day).....	36 vs. Johnson & Wales (11-24-08)
Fewest Points Allowed, Half.....	2 vs. St. Pete JC (3-6-46)
Fewest Points Allowed, Half (modern day).....	13 vs. Samford (2-3-94)

INDIVIDUAL SINGLE GAME RECORDS

Points.....	48 by Mel Daniels vs. UNC Wilmington (2-19-77)
Field Goals Made.....	20 by Bob Jenkins vs. Frederick (2-17-66)
Field Goals Attempted.....	36 by Earnest Killum vs. Georgia Southern (3-7-70)
Field Goal Pct. (min. 12 att.).....	92.3 (12-13) by Chad Lambert vs. FIU (1-25-96)
Consecutive FG Made.....	16 by Jim Ramsey vs. Mercer (2-12-81)
.....	16 by Jim Ramsey vs. Samford (2-14-81)
.....	16 by Jim Ramsey vs. Jacksonville (2-17-81)
3-Point FG Made.....	8 by Luke Doyle vs. Florida Tech (12-30-15)
.....	8 by Alex Urosevic vs. Eckerd (11-29-89)
3-Point FG Attempted.....	12 by Aaron Graham vs. Belmont (2-13-12)
.....	12 by Joel Naburgs vs. FGCU (1-25-11)
.....	12 by Mark Brisker vs. St. Leo (11-30-91)
.....	12 by A.J. Smith vs. Belmont (2-2-09)
.....	12 by Mark Brisker vs. Bethune-Cookman (11-25-91)
3-Point FG Pct.....	100.0 (6-6) by Jason Alexander vs. Fla. Atlantic (1-27-96)
Free Throws Made.....	21 by Barry Faith vs. Chicago State (2-28-72)
.....	21 by Jason Alexander vs. Mercer (2-11-95)
Free Throws Attempted.....	23 by Jason Alexander vs. Mercer (2-11-95)
Free Throw Pct.....	1.000 (18-18) by Bill Hester vs. Miami (2-14-65)
Consecutive FT Made.....	21 by Barry Faith vs. Chicago St. (2-28-72)
Rebounds.....	25 by Ralph Miller vs. Pikeville (12-9-57)
Assists.....	15 by Brad Weston vs. Southwestern Louisiana (1-18-82)
Steals.....	8, twice by Alexis McMillan, last vs. Campbell (1-25-03)
Blocked Shots.....	8, three times by Lorenzo Williams, last vs. Samford (1-31-91)

SCORING

Year	Player	Points	Avg.
2016	Derick Newton	553	16.3
2015	Kentwan Smith	427	13.8
2014	Willie Green	418	13.5
2013	Adam Pegg	470	15.7
2012	Adam Pegg	433	14.9
2011	Ridge Graham	390	12.6
2010	AJ Smith	416	14.9
2009	Garfield Blair	518	17.3
2008	Garfield Blair	499	16.1
2007	Garfield Blair	408	13.2
2006	E.J. Gordon	465	15.5
2005	Anthony Register	434	16.1
2004	E.J. Gordon	454	16.8
2003	E.J. Gordon	383	14.7
2002	Ravii Givens	337	13.0
2001	Sebastian Singletary	418	14.4
2000	Sebastian Singletary	428	15.3
1999	Garrett Davis	446	16.5
1998	Jeff Warbritton	372	14.3
1997	Garrett Davis	343	12.7
1996	Jason Alexander	537	19.9
1995	Kerry Blackshear	552	20.4
1994	Kerry Blackshear	390	17.0
1993	Donell Grier	504	18.7
1992	Mark Brisker	633	22.6
1991	Mark Brisker	603	19.5
1990	Maurice Cowan	596	18.6
1989	Randy Anderson	419	15.5
1988	Randy Anderson	376	15.7
1987	Randy Anderson	490	15.8
1986	Charles Stevenson	381	13.6
1985	Jorge Fernandez	381	14.1
1984	Glynn Myrick	412	14.7
1983	Frank Burnell	556	19.9
1982	Frank Burnell	483	18.6
1981	Wilbur Montgomery	459	17.0
1980	Dirk Ewing	394	14.6
1979	Dirk Ewing	510	18.9
1978	Mel Daniels	508	18.8
1977	Mel Daniels	536	19.9
1976	Dave Stowers	494	19.0
1975	Otis Johnson	413	15.9
1974	John Haslem	420	16.2
1973	Bill Williams	381	15.2
1972	Ron Beal	454	18.2
1971	Ron Beal	484	17.3
1970	Earnest Killum	741	25.6
1969	Earnest Killum	630	24.2
1968	Derrell Boone	336	14.0
1967	Bob Jenkins	487	18.0
1966	Bob Jenkins	385	16.0
1965	Bill Hester	485	20.2
1964	Bill Hester	402	16.1
1963	Lamar Deaver	511	18.3
1962	Joel Hancock	554	19.8
1961	D. Epting/J. Hancock	504	18.7
1960	Bill Schneider	432	14.9
1959	Gene Wells	622	22.2
1958	Gene Wells	524	21.0
1957	Dave Howard	369	14.8




Garfield Blair

2015	Kentwan Smith	210	6.8
2014	Brian Pegg	189	6.3
2013	Willie Green	206	6.6
2012	Adam Pegg	159	5.5
2011	Ridge Graham	187	6.0
2010	Ridge Graham	175	6.0
2009	Garfield Blair	232	7.7
2008	Garfield Blair	178	5.7
2007	Garfield Blair	178	5.7
2006	E.J. Gordon	194	6.5
2005	E.J. Gordon	186	6.9
2004	E.J. Gordon	192	7.1
2003	Josef McNeal	126	4.8
2002	Santos Hampton	201	7.7
2001	Hampton/Singletary	268	9.2
2000	Sebastian Singletary	260	9.3
1999	Sebastian Singletary	226	8.4
1998	Jeff Warbritton	231	8.9
1997	Fred Entenman	173	6.4
1996	Kerry Blackshear	191	7.1
1995	Kerry Blackshear	184	6.8
1994	Ehren Wallhoff	143	4.9
1993	Donell Grier	173	6.4
1992	Donell Grier	227	8.1
1991	Lorenzo Williams	312	10.1
1990	Lorenzo Williams	269	8.4
1989	Randy Anderson	225	8.3
1988	Randy Anderson	189	7.9
1987	Randy Anderson	311	10.0
1986	Randy Anderson	242	9.0
1985	Rodney Williams	152	5.4
1984	Mike Reddick	237	8.5
1983	Gary Mims	189	6.8
1982	Mike Reddick	211	7.8
1981	Wilbur Montgomery	226	8.4
1980	Wilbur Montgomery	200	7.4
1979	Greg Guye	213	7.9
1978	Mel Daniels	244	9.0
1977	Mel Daniels	285	10.6
1976	Pete Nordhorn	191	7.3
1975	Otis Johnson	233	9.0
1974	John Haslem	213	8.2
1973	Bill Williams	244	9.8

1972	Ron Beal	142	5.7
1971	Ken Showers	351	13.5
1970	Derrell Boone	225	7.8
1969	Ken Showers	302	11.6
1968	Chris Ralston	207	8.0
1967	Chris Ralston	211	7.8
1966	Ron Moore	215	8.6
1965	Ron Moore	250	9.6
1964	Bill Hester	263	10.5
1963	Lamar Deaver	300	10.7
1962	Lamar Deaver	242	8.6
1961	Dalton Epting	327	12.1
1960	Bill Schneider	282	9.7
1959	Ralph Miller	360	12.9
1958	Ralph Miller	248	10.3
1957	Mac Stones	282	11.3

ASSISTS


Year	Player	Ast.	Avg.
2016	Angel Rivera	150	4.4
2015	Angel Rivera	120	3.9
2014	Raymone Andrews	116	3.9
2013	Joel Naburgs	121	3.9
2012	Joel Naburgs	74	2.6
2011	Corey Walden	78	3.3
2010	Brandon Williams	78	2.7
2009	A.J. Smith	110	3.8
2008	A.J. Smith	80	2.5
2007	Gabe McMillen	99	3.2
2006	E.J. Gordon	92	3.1
2005	Will Holloman	75	2.9
2004	E.J. Gordon	83	3.1
2003	Ravii Givens	73	2.9
2002	Ravii Givens	98	3.8
2001	Ravii Givens	173	6.0
2000	Ravii Givens	110	4.4
1999	Mario Haynes	102	4.1
1998	Mario Haynes	83	3.2
1997	Kennith Johnson	90	3.3
1996	Jason Alexander	119	4.4
1995	Jason Alexander	139	5.6
1994	Tremayne Thomas	90	3.1



Mel Daniels

REBOUNDING

Year	Player	Reb.	Avg.
2016	Brian Pegg	332	9.8



Lorenzo Williams

1993.....	Rob Wilkes	111	4.1
1992.....	Rob Wilkes	116	4.1
1991.....	Frank Ireland.....	126	4.2
1990.....	Frank Ireland	171	5.7
1989.....	Frank Ireland.....	137	4.7
1988.....	Terry Johnson.....	135	4.8
1987.....	Terry Johnson.....	179	5.8
1986.....	Terry Johnson.....	115	4.1
1985.....	Robert Rowe	87	3.3
1984.....	Glynn Myrick	135	4.8
1983.....	Glynn Myrick	95	3.4
1982.....	Brad Weston	145	5.4
1981.....	Brad Weston	133	4.9
1980.....	Brad Weston	129	4.8
1979.....	Brad Weston	110	4.1
1978.....	Glenn Wilkes Jr	122	4.7
1977.....	Buzzy O'Connell.....	162	6.0
1976.....	Buzzy O'Connell.....	142	5.5
1975.....	Buzzy O'Connell.....	86	3.3

STEALS


Year	Player.....	Stl.	Avg.
2016.....	Divine Myles	45	1.3
2015.....	Divine Myles	36	1.2
2014.....	Kentwan Smith.....	32	1.0
2013.....	Chris Perez	35	1.1
2012.....	Aaron Graham	39	1.3
2011.....	Corey Walden.....	56	2.3
2010.....	Ridge Graham	39	1.3
2009.....	Kris Thomas	37	1.3
2008.....	Kris Thomas	44	1.4
2007.....	Gabe McMillen	60	1.9
2006.....	Anthony Register.....	64	2.0
2005.....	E.J. Gordon.....	53	2.0
2004.....	E.J. Gordon.....	66	2.4
2003.....	Alexis McMillan.....	87	4.0*
2002.....	Alexis McMillan.....	69	2.7
2001.....	Ravii Givens.....	47	1.6
2000.....	Ravii Givens.....	44	1.8
1999.....	Sebastian Singletary.....	55	2.0
1998.....	Kennith Johnson.....	30	1.2
1997.....	Kennith Johnson.....	39	1.2
1996.....	Jason Alexander.....	58	2.1

1995.....	Jason Alexander.....	46	1.8
1994.....	Kerry Blackshear.....	36	1.6
1993.....	Bryant Conner.....	34	1.3
1992.....	Bryant Conner.....	38	1.7
1991.....	Frank Ireland.....	38	1.3
1990.....	Frank Ireland.....	44	1.5
1989.....	Frank Ireland.....	31	1.1
1988.....	Terry Johnson.....	29	1.0

BLOCKED SHOTS

Year	Player.....	Blk	Avg.
2016.....	Brian Pegg.....	35	1.0
2015.....	Kentwan Smith.....	46	1.5
2014.....	Willie Green.....	41	1.3
2013.....	Willie Green.....	41	1.3
2012.....	Willie Green.....	39	1.3
2011.....	Graeme Radford.....	22	0.7
2010.....	Graeme Radford.....	24	0.9
2009.....	Tim Lang	35	1.2
2008.....	Tim Lang	16	0.5
2007.....	Tim Lang	30	1.0
2006.....	Chief Kickingstallionsims.....	22	0.7
2005.....	Borislav Djordjic.....	12	0.5
2004.....	Borislav Djordjic.....	16	0.6
2003.....	Alexis McMillan.....	22	1.0
2002.....	Alexis McMillan.....	22	0.8
2001.....	Sebastian Singletary.....	28	1.0
2000.....	Sebastian Singletary.....	26	1.0
1999.....	Sebastian Singletary.....	33	1.2
1998.....	Chad Lambert.....	26	1.0
1997.....	Chad Lambert.....	21	0.8
1996.....	Chad Lambert.....	39	1.4
1995.....	Milton Turner.....	23	0.9
1994.....	Travis Garrett.....	33	1.4
1993.....	Donell Grier	23	0.9
1992.....	Donell Grier.....	22	0.8
1991.....	Lorenzo Williams.....	113	3.6
1990.....	Lorenzo Williams.....	121	3.8
1989.....	Derrall Dumas.....	53	2.0
1988.....	Randy Anderson.....	31	1.3

*-Led the nation



Jason Alexander



Randy Anderson

1,000 Points

1. Kerry Blackshear ('92-96).....	1,826
2. E.J. Gordon ('02-06).....	1,691
3. Randy Anderson ('85-89).....	1,652
4. Garfield Blair ('05-09).....	1,582
5. Ron Beal ('68-72).....	1,559
6. Dalton Epting ('58-62).....	1,548
7. Joel Hancock ('58-62).....	1,539
8. Frank Burnell ('79-83).....	1,491
9. Bob Jenkins ('64-68).....	1,458
10. Anthony Register ('02-06).....	1,414
11. Bill Hester ('61-65).....	1,384
12. Earnest Killum ('68-70).....	1,371
13. Derrell Boone ('66-70).....	1,342
14. A.J. Smith ('06-10).....	1,313
15. Garrett Davis ('95-99).....	1,302
16. Mark Brisker ('90-92).....	1,236
17. Ravii Givens ('99-03).....	1,228
18. Jim Kitchens ('54-58).....	1,226
19. Bryant Conner ('94-90).....	1,223
20. Greg Guye ('77-80).....	1,192
21. Wilbur Montgomery ('77-81).....	1,190
22. Sebastian Singletary ('98-01).....	1,189
23. Walt Kilcullen ('65-68).....	1,147
24. Gene Wells ('57-59).....	1,146
25. Santos Hampton ('98-02).....	1,136
26. Aaron Graham ('10-14).....	1,125
27. Frank Ireland ('87-91).....	1,113
28. Mike Reddick ('80-84).....	1,101
29. Jim Tavenier ('49-53).....	1,100
30. Mel Daniels ('76-78).....	1,044
31. Glynn Myrick ('80-84).....	1,012
32. Jason Alexander ('94-96).....	1,010

100 Steals

1. E.J. Gordon ('02-06).....	235
2. Anthony Register ('02-06).....	172
3. Alexis McMillan ('01-03).....	156
4. Kerry Blackshear ('92-96).....	152
5. Ravii Givens ('99-02).....	150
6. Gabe McMillen ('03-07).....	149
7. Kris Thomas ('05-09).....	135
8. Sebastian Singletary ('98-01).....	133
9. Kenneth Johnson ('95-99).....	129
10. Frank Ireland ('87-91).....	127
Randy Anderson ('85-89).....	127
12. Bryant Conner ('90-94).....	121
13. Garfield Blair ('05-09).....	117
14. Aaron Graham ('10-14).....	115
15. Jason Alexander ('94-96).....	104

500 Rebounds


1. Ken Showers ('67-71).....	980
2. Randy Anderson ('85-89).....	967
3. Santos Hampton ('98-02).....	932
4. Dalton Epting ('58-62).....	826
5. Bill Hester ('61-65).....	775
6. Sebastian Singletary ('98-01).....	754
7. Bill Schneider ('56-60).....	732
8. Ron Beal ('68-72).....	702
9. E.J. Gordon ('02-06).....	690
10. Mike Reddick ('80-84).....	679
11. Garfield Blair ('05-09).....	676
12. Brian Pegg ('12-pres.).....	665
12. Wilbur Montgomery ('77-81).....	646
13. Kerry Blackshear ('92-96).....	643
14. Chris Ralston ('65-69).....	625
15. Derrall Dumas ('88-91).....	623
16. Derrell Boone ('66-70).....	617
17. Ralph Miller ('57-59).....	608
18. Ehren Wallhoff ('91-95).....	582
19. Lorenzo Williams ('89-91).....	581
20. Mac Stones ('55-57).....	580
21. Greg Guye ('77-80).....	546
22. Lamar Deaver ('61-63).....	542
23. Mel Daniels ('76-78).....	529
24. Gary Mims ('81-84).....	512
25. Jimmy Kuhl ('85-89).....	511

300 Assists


1. Frank Ireland ('87-91).....	526
2. Brad Weston ('78-82).....	517
3. Terry Johnson ('85-89).....	507
4. Ravii Givens ('99-03).....	454
5. Buzzy O'Connell ('73-77).....	390
6. Rob Wilkes ('89-93).....	369
7. Glenn Wilkes Jr. ('76-80).....	348
8. Glynn Myrick ('80-84).....	323

100 Blocks

1. Lorenzo Williams ('89-91).....	234
2. Randy Anderson ('85-89).....	168
3. Derrall Dumas ('88-91).....	134
4. Mike Reddick ('80-84).....	126
5. Willie Green ('11-14).....	121
6. Chad Lambert ('94-98).....	107



Mark Brisker



Frank Burnell

ALL-AMERICA

Joel Hancock	
1960-61	NAIA (honorable mention/AP)
1960-61	NAIA (honorable mention/UPI)
1960-61	NAIA (honorable mention/Chuck Taylor)
Lamar Deaver	
1962-63	NAIA (honorable mention/UPI)
Earnest Killum	
1968-69	NCAA "College" Div. (3rd Team/NABC)
1968-69	NCAA "College" Div. (1st team/AP)
1968-69	NCAA "College" Div. (2nd team/UPI)
1969-70	NCAA "College" Div. (3rd Team/NABC)
1969-70	NCAA "College" Div. (1st team/AP)
1969-70	NCAA "College" Div. (2nd team/UPI)
Derick Newton	
2015-16	Freshman All-American (CollegeInsider.com)

1ST TEAM ALL-ATLANTIC SUN

Randy Anderson, f	1986-87
Randy Anderson, f	1988-89
Derrall Dumas, c	1989-90
Mark Brisker, g	1990-91
Mark Brisker, g	1991-92
Donell Grier, f	1992-93
Jason Alexander, g	1994-95
Kerry Blackshear, g/f	1994-95
Jason Alexander, g	1995-96
Jeff Warbritton, c	1997-98
Sebastian Singletary, f	1999-00
Sebastian Singletary, f	2000-01
Adam Pegg, c	2012-13

2ND TEAM ALL-ATLANTIC SUN

Gary Coachman, f	1986-87
Randy Anderson, f	1987-88
Lorenzo Williams, c	1990-91
Bryant Conner, g	1992-93
Kerry Blackshear, g/f	1993-94
Garrett Davis, g/f	1998-99
E.J. Gordon, g	2003-04
Anthony Register, g	2004-05
E.J. Gordon, g	2005-06
Garfield Blair, g	2007-08
Garfield Blair, g	2008-09
Adam Pegg, f	2011-12
Chris Perez, g	2012-13
Kentwan Smith, f	2014-15
Brian Pegg, f	2015-16

3RD TEAM ALL-ATLANTIC SUN

Maurice Cowan, g	1989-90
Kerry Blackshear, g/f	1994-95
Sebastian Singletary, f	1998-99

ATLANTIC SUN ALL-FRESHMAN TEAM

Kerry Blackshear, g/f	1992-93
Eugene Ambrose, g	2000-01
Mark Stiles, c	2001-02
E.J. Gordon, g	2002-03
Ridge Graham, f	2009-10
Luis Jacobo, f	2010-11
Corey Walden, g	2010-11
Brian Pegg, f	2013-14
Grant Lozoya, g	2014-15
Divine Myles, g	2014-15
Derick Newton, f	2015-16

A-SUN PLAYER OF THE YEAR

Kerry Blackshear	1994-95
------------------	---------

A-SUN COACH OF THE YEAR

Dan Hipsher	1994-95
-------------	---------

A-SUN NEWCOMER/FRESHMAN OF THE YEAR

Mark Brisker	1990-91
Kerry Blackshear	1992-93
Jason Alexander	1994-95
E.J. Gordon	2002-03
Derick Newton	2015-16

A-SUN ALL-TOURNAMENT

Randy Anderson	1986-87
Gary Coachman	1986-87
Frank Ireland	1989-90
Bryant Conner	1993-94
Travis Garrett	1993-94
Patrick Sams	1993-94
E.J. Gordon	2005-06
Derick Newton	2015-16
Brian Pegg	2015-16

A-SUN ACADEMIC ALL-CONFERENCE

Adam Pegg	2012-13
Hunter Miller	2012-13
Hunter Miller	2013-14
Brian Pegg	2014-15
Brian Pegg	2015-16

A-SUN SCHOLAR-ATHLETE OF THE YEAR

Adam Pegg	2012-13
-----------	---------

A-SUN PLAYER OF THE WEEK

Kerry Blackshear	4
Jason Alexander	3
Randy Anderson	3
Santos Hampton	3
Mark Brisker	2
E.J. Gordon	2
Donnell Grier	2
Sebastian Singletary	2
Garfield Blair	1
Maurice Cowan	1
Garrett Davis	1
Ravii Givens	1
Ridge Graham	1
Terry Johnson	1
Gabe McMillen	1
Joel Naburgs	1
Adam Pegg	1
Brian Pegg	1
Chris Perez	1
Anthony Register	1
Patrick Sams	1
A.J. Smith	1
Kentwan Smith	1
Jeff Warbritton	1

Tim Jacobs	1988-89
Roland Jarrard	1946-47
Jim Jarrett	1962-64
Fred Jefferson	1957-59
Bob Jenkins	1964-68
Eddie Jenkins	1982-84
Martin Jenkins	1986-88
Bryan Jennings	1911-12, 1913-15
Bryan Jennings, Jr.	1941-42
Earl Jenkinson	1928-30
Luis Jacobo	2010-11
Albert Johnson	1977-78
Bill Johnson	1950-51
Carl Johnson	1929-30
Clifford Johnson	1979-81
Harold Johnson	1930-31
Kennith Johnson	1995-99
Otis Johnson	1974-75
Terry Johnson	1985-89
Horace Jonah	1931-32
Denton Jones	1972-74
Derrick Jones	1984-86
Hugh Jones	1911-12
Robert Jones	1940-41
Shanne Jones	1994-95
A.A. "Steve" Jordan	1913-14
J. Willis Junkin	1914-15
Walter Kaczmarek	1978-81
Edward Kaleel	1940-41
William Kaleel	1928-29
John Kearns	1946-49
Peyton Keaton	1992-93
John Kee	1990-91
Ron Kellam	1993-96
Chief Kickingstallionsims	2004-06
Walt Kilcullen	1965-68
Earnest Killum	1968-70
Ken Kincaid	1962-64
Keith King	1954-55
Mike Kirk	1976-78
Thomas Kirkland	1936-39
Jim Kitchens	1954-58
Mike Klarer	1968-69
Ed Knittle	1933-34
Jimmy Kuhl	1985-89
Jerry Kunes	1945-46
Rudolph Kunkel	1920-22
Eugene Lamb	1939-41
Chad Lambert	1994-98
David Lang	1936-37
Tim Lang	2006-09
Tom Lawrence	1933-35
Tommy Lawrence	1971-73
Ken Lawson	1957-58
Mike Lay	1975-77
Richard Layer	1954-57
Harry Leighty	1945-46




Alexis McMillan

Hank Levine	1950-51
Bill Livingston	1947-49
Bob Lockett	1933-34
Todd Loe	1974-76
Mark Lohuis	2006-10
John Loveland	1966-70
Grant Lozoya	2014-present
Danny Lucas	1982-84, 1985-87
Bob Mack	1969-71
Mike Maloney	1980-82
Gene Mancino	1949-50
Ryan Marifke	1994-96
Max Markovitz	1922-23
Earl Marsh	1946-49
Ed Marsh	1925-27
Alex Mathis	1938-40
Kris Matuszewski	1993-94
Jordan Maynard	1946-50
Donnie Mays	1982-84
Ricky McConnell	1998-02
Wilton McCully	1948-50
Frank McDonald	1941-42
Derrick McDowell	1978-82
Liam McInerney	2009-13
Trevour McIntosh	2002-06
Barney McLaughlin	1959-60
Alexis McMillan	2001-03
Gabe McMillen	2003-06
Josef McNeal	2000-04
Hamilton McPherson	1913-14
Dawson McQuaig	1955-56
Dale Melching	1941-43
Kevin Meredith	2001-02
Pete Mikell	1929-30
Don Miller	1958-60
Francis Miller	1916-17
Hunter Miller	2012-14
Nate Miller	1994-98
Ralph Miller	1957-59

Rufus Miller	1915-17, 1919-22
Russell Milton	1959-60
Gary Mims	1980-84
Frank Minehart	1935-37, 1938-39
Nelson Minter	1915-16
Curt Moffett	1955-57
Wilbur Montgomery	1977-81
Ray Moody	1961-62
Ron Moore	1964-66
Roy Moore	1924-25
Diego Morales	2010-12
Paul Morris	1974-76
Robert Morris	1928-32
Van Morris	1998-99, 2000-03
Winfield Mosley	1929-32
William Mox	1927-30
Divine Myles	2014-present
Glenn Myrick	1980-84
Joel Naburgs	2009-13
Kevin Ndahiro	2015-present
Rudy Nelson	1932-34
John Nesbit	1959-60
Edwin Nesmith	1947-49
Robert Newman	1928-29
Derick Newton	2015-present
Walt Nichols	1949-51
Harry Nickerson	1911-12
Kelsa Nixon	1950-51
Pete Nordhorn	1972-76
Calvin Norman	1975-76
Thomas Norris	1921-22
Burdette Northrup	1914-15
Paul Northrup	1914-15
Royal Nunamaker	1925-26
Buzzy O'Connell	1973-77
J.W. O'Connell	1915-16
John Offutt	1934-36
Howard O'Flynn	1951-52
Collins Okafor	2006-07
Jack Oksnee	1950-53
Sheldon Oliver	2006-10
Joe O'Lone	1947-49
Pat O'Neal	1958-61
Jim Orr	1968-72
Louis Ossinsky	1923-24
Keith Ostwalt	1966-68
Tony Overton	1991-93
Brad Painter	1989-90
Floyd Palmer	1915-16
Jack "Sonny" Parker	1957-58
Doug Parlin	1964-66
Clifford Parmley	1938-40
Bob Paschal	1962-64
Evan Patterson	2002-03
Tyshawn Patterson	2009-12
Jermol Paul	2010-12

Robert Peck	1949-50
Adam Pegg	2011-13
Brian Pegg	2013-present
Chris Perez	2011-13
Arvid Peterson	1949-52
Rudolph Peterson	1914-15
Herbert Phillips	1934-36
Bill Pickens	1963-64
James Pitchford	1977-78
Tanner Plemmons	2012-13
John Poole	1961-62
Phil Pratt	1973-77
Greg Price	1970-73
Dave Purdue	1976-78
Spence Purnell	2010-11
Carl Purtz	1940-43
Kenneth Purtz	1941-43, 1946-47
Walter Purtz	1941-43, 1945-47
Graeme Radford	2007-11
Chris Ralston	1965-69
Jim Ramsey	1979-81
Dana Rasch	1994-95
Herbert Ray	1920-22
Josh Reaser	2000-03
Mike Reddick	1980-84
William Reese	1940-41, 1946-47
Anthony Register	2002-06
Alfred Reid	1942-43
Dick Reinking	1950-52
William Reynolds	1953-57
Clyde Richardson	1978-79
Louis Riette	1922-24
Bert Ripley	1945-46
Angel Rivera	2014-present
Rick Roach	1978-82
Billy Roberts	1949-50
Bob Roberts	1948-49
Perry Roberts	1911-12
Will Robertson	1997-01



Mike Reddick

Donald Robinson.....	1934-36
Sam Robinson.....	1972-73
Derrick Rogers.....	2000-01
Marty Romaine.....	1973-74
Drew Romich.....	2015-present
Ted Rosa.....	1945-46
Fred Ross.....	1970-71, 1973-75
Marty Rossi.....	1949-52
Robert Rowe.....	1984-86
Charles Rowland.....	1946-48
Norman Royal.....	1925-26
Roland Rucker.....	1982-83
Carroll Runyon.....	1922-24
John Russell.....	1919-21
George Rutherford.....	1915-17, 1919-20
Joseph Ruzzo.....	1932-33
Stewart Ryan.....	1936-39
Jay Ryczek.....	2002-06
Robert Sample.....	1939-41
Donnell Sampson.....	1987-91
Patrick Sams.....	1992-94
Myron Samson.....	1946-49
Robert Sandles.....	1930-33
Al Sappia.....	1949-50
Phil Sargent.....	1958-59
Dick Scates.....	1970-72
Vince Schaeffer.....	1937-38, 1939-40
Mitchell Schemer.....	1933-34
Bill Schneider.....	1956-60
Harold Schubiger.....	1919-23
Marty Schuette.....	1976-80
Alan Schwartz.....	1975-78
Bob Scott.....	1960-61
Charles Scovil.....	1914-15
Roy Scovil.....	1914-15
Bill Seitz.....	1972-75
Steve Sellers.....	1975-77
Lester Shebel.....	1930-32
Frank Shelton.....	1961-64
James Shotten.....	1939-40
Ken Showers.....	1967-71
Tim Shuler.....	1981-85
Kyle Sikora.....	2013-15
Wyatt Sikora.....	2014-15
Dick Silvers.....	1952-55
Brad Sinclair.....	1979-80
Sebastian Singletary.....	1998-01
Frank Siskovic.....	1955-57
Bert Slade.....	1933-35
A.J. Smith.....	2006-10
Eddie Smith.....	1973-75
Jack Smith.....	1950-54
Kenneth Smith.....	1930-31
Kentwan Smith.....	2013-15
Lanier Smith.....	1937-41, 1945-46
Malon Smith.....	1958-59
Phil Smith.....	1945-46
Steve Smith.....	1966-67

Thomas Smith.....	1923-27
William Smith.....	1942-43
Robert Snyder.....	1924-25
John Socash.....	1929-32
Leke Solanke.....	2012-14
Mark Southall.....	1990-91
Jack Sparks.....	1960-64
James Staten.....	1991-93
Steve Sterling.....	1969-70
Charles Stevenson.....	1985-87
Don Stewart.....	1942-43
Mark Stiles.....	2001-05
Wayne Stokes.....	1971-72
Mac Stones.....	1950-51, 1954-57
Dave Stowers.....	1974-76
George Straus.....	1931-34
Steve Surface.....	1958-59
Barry Sullivan.....	1982-85
Gustav Swanson.....	1936-39
James Sweeney.....	1929-31

Jim Taveniere.....	1949-53
Charles Taylor.....	1911-12
Doug Teal.....	1945-46
Jack Teare.....	1923-24
Dewey Terrell.....	1960-64
Jimmy Terrell.....	1961-62
Kris Thomas.....	2005-09
Tremayne Thomas.....	1991-95
Amara Thompson.....	2011-12
Ben Thompson.....	1965-67
Seton Tomy.....	1968-69, 1972-73
William Tomy.....	1931-32
Mike Torba.....	1950-52
Nick Triantafellu.....	1947-49
Charles Tribble.....	1922-24, 1925-26
Louis Tribble.....	1913-15
Kevin Tucker.....	1977-79
Milton Turner.....	1994-96, 1997-98
Frank Turnquist.....	1911-12, 1913-15
Ronald Tyre.....	1947-48



Sebastian Singletary



A.J. Smith

Esten Ulmer.....	1927-30
John Ulrich.....	1930-32
Alex Urosevic.....	1988-90
Brian Utley.....	1995-96
Mike Vacher.....	1966-68
Harold Vann.....	1936-40
Nelson Vinal.....	1946-47
Corey Walden.....	2010-11
Hewitt Walker.....	1915-16
Johnny Walker.....	1990-91
Dan Wallace.....	1969-72
Ehren Wallhoff.....	1991-95
Jeff Warbritton.....	1996-98
John Ward.....	1959-60
Ken Ware.....	1969-71
Charles Warren.....	1959-61
Vernon Waters.....	1960-64
David Watts.....	1996-98
Buddy Weaver.....	1957-58
Ron Webster.....	1967-68
Robert Wehrmeyer.....	1975-77
Al Weldon.....	1946-48
Gene Wells.....	1957-59
C.T. "Spike" Welshinger.....	1926-29
Brad Weston.....	1978-82
JR Weston.....	2009-13
Randy Weston.....	1980-81
Cliff White.....	1971-74
Edgar White.....	1986-87
Russell White.....	1916-17
Francis Whitehair.....	1919-21
Everett Whitman.....	1940-41, 1942-43
Frank Wideman.....	1911-12
Grant Wilbanks.....	1947-49
Glenn Wilkes Jr.....	1976-80
Rob Wilkes.....	1989-93
Bill Williams.....	1972-75
Brandon Williams.....	2006-10
Lorenzo Williams.....	1989-91

Louis Williams.....	1971-73
Rodney Williams.....	1984-86
Jack Wilson.....	1954-55
LeRoy Wilson.....	1972-74
Fred Wimer.....	1949-50
George Wood.....	1991-94
Stan Wood.....	1962-63
Roger Woodbury.....	1965-69
Duval Woodford.....	1950-51
Andrew Woodward.....	1984-88
Herb Wotring.....	1934-36
Jim Yaeger.....	1962-66
Alvin Yarger.....	1926-29
Jim Yonge.....	1950-54
Les Yother.....	1971-74
Wes Young.....	1965-66
Oscar Zachary.....	1929-30

1900-01
Overall: 2-1
Head Coach: Unknown

Date	Opponent	W/L	Result
11/29	Rollins	L	5-7
12/19	at Rollins	W	9-6
2/2	at Rollins	W	8-6

1903-04
Overall: 1-2
Head Coach: Unknown

Date	Opponent	W/L	Result
1/5	at Rollins	W	14-13
1/25	Rollins	L	6-21
2/12	at Rollins	L	7-26

1907-08
Overall: 1-0
Head Coach: Unknown

Date	Opponent	W/L	Result
	at Florida State	W	15-9

1909-10
Overall: 2-2
Head Coach: Unknown

Date	Opponent	W/L	Result
	at Orlando Professionals	L	8-18
	Orlando Professionals	W	36-16
	at Jacksonville YMCA	L	18-24
	at Duval High School	W	34-27

1911-12
Record: 1-7
Head Coach: Neil Jones

Date	Opponent	W/L	Result
1/20	at Orlando	L	8-18
1/26	Orlando	L	7-17
2/16	Florida Southern	L	6-22
2/22	at Orlando	L	9-19
2/23	at Jacksonville YMCA	L	18-24
2/24	at DeLand High	W	34-27
3/9	Tennessee Military Inst.	L	7-17
3/16	Orlando	L	11-25

1913-14
Overall: 9-2
Head Coach: A.A. "Steve" Jordan

Date	Opponent	W/L	Result
12/5	Michigan "Big 5"	W	38-19
12/6	Daytona High School	W	49-17
12/11	Florida Southern	W	30-16
1/9	Michigan "Big 5"	W	42-13
1/14	Palatka High School	W	34-21
1/23	Sanford High School	W	55-10
1/28	Michign "Big 5"	W	36-19
1/29	at Palatka High School	W	27-22
1/30	vs. Keewatin	L	15-21
2/10	at Jacksonville YMCA	L	19-39
2/11	at Duval High School	W	32-16

1914-15
Overall Record: 4-8
Head Coach: S.B. Jennings

Date	Opponent	W/L	Result
1/9	Duval High School	L	10-25
1/23	Michigan "Big 5"	W	24-5

1/29	Florida Southern	L	22-24
2/4	at Winter Haven High	L	13-52
2/5	at Ruskin College	L	7-41
2/6	at Florida Southern	L	16-42
2/10	at Duval High School	L	24-26
2/11	at Jacksonville YMCA	L	16-50
2/20	Daytona High School	W	34-16
2/27	Michigan "Big 5"	W	28-13
3/12	Ruskin College	L	15-34
3/13	Ruskin College	W	20-18

1915-16
Overall Record: 14-2
Head Coach: William "Dutch" Hollander

Date	Opponent	W/L	Result
	at Sanford City Ind.	W	42-13
	Sanford City Ind.	W	22-5
	at Orlando AC	W	26-7
	at New Smyrna HS	W	38-2
	Eustis High School	W	60-14
	at Duval High School	L	25-31
	at Florida School of Mutes	W	59-17
	vs. Keewatin	W	19-17
	at Jacksonville YMCA	L	32-34
	at Duval High School	W	44-25
	at New Smyrna HS	W	61-10
	Eustis High School	W	62-13
	Keewatin	W	44-24
	Florida Southern	W	54-11
	at Florida Southern	W	42-13
	at Eustis High School	W	52-20

1916-17
Overall Record: 12-9
Head Coach: William "Dutch" Hollander

Date	Opponent	W/L	Result
1/4	Rollins	W	45-10
1/8	Tampa YMCA	W	49-14
1/9	Ruskin College	W	42-28
1/11	Rollins	W	50-9
1/17	at Savannah Braves	L	19-23
1/18	at Augusta YMCA	L	19-48
1/19	at Spartanburg YMCA	W	33-29
1/20	at Asheville YMCA	W	43-20
1/22	at Asheville High School	W	23-17
1/22	at Bingham School	W	26-22
1/23	at Charlotte YMCA	L	32-41
1/24	at Davidson	L	17-42
1/25	at Statesville All Stars	L	20-60
1/26	at Durham YMCA	W	42-34
	at Duke	W	43-37
1/29	at NC State	L	14-28
1/30	at Wake Forest	L	15-25
1/31	at Sumter YMCA	W	45-13
2/1	at Duval High School	L	29-33
2/2	at Jacksonville YMCA	W	26-25
2/8	DeLand All Stars	L	18-19

1919-20
Overall Record: 11-2
Head Coach: Horace T. "Pug" Allen

Date	Opponent	W/L	Result
	Daytona National Guard	W	87-6
	Rollins	W	55-16
	Florida	W	35-28
1/30	at Catholic Club	W	57-29

1/31	at Jacksonville YMCA	W	33-27
2/2	at Mercer	L	27-43
2/3	at Gordon Military Acad.	W	37-13
2/4	at Locust Grove	W	77-16
2/5	at Georgia Tech	L	33-44
	at Rollins	W	55-20
	at Tampa Imps	W	33-27
	Tampa Imps	W	58-22
	Jacksonville YMCA	W	32-23

1920-21
Overall Record: 5-2
Head Coach: Horace T. "Pug" Allen

Date	Opponent	W/L	Result
	Palatka AA	W	31-10
	at Palatka AA	L	15-27
1/15	at Florida	W	36-18
	Florida Military Academy	W	68-12
	at Rollins	W	62-19
1/22	Florida	W	55-16
	at Jacksonville All-Stars	L	33-39

1921-22
Overall Record: 1-3
Head Coach: Horace T. "Pug" Allen

Date	Opponent	W/L	Result
1/15	at Florida	L	25-45
	at Rollins	W	26-19
	at Miami YMCA	L	23-33
	at Rollins	L	33-37

1922-23
Overall Record: 3-6
Head Coach: Horace T. "Pug" Allen

Date	Opponent	W/L	Result
12/15	at Daytona National Guard	W	33-10
1/10	Daytona All Stars	W	27-20
1/13	at Vero Beach Ind.	L	8-46
1/15	at Ft. Lauderdale Ind.	L	17-26
1/16	at Miami All Stars	L	7-59
1/19	Sanford Masked Wonders	W	25-19
2/3	at Rollins	L	16-30
2/5	DeLand American Legion	L	26-38
2/9	Rollins	L	22-24

1923-24
Overall Record: 9-6
Head Coach: Horace T. "Pug" Allen

Date	Opponent	W/L	Result
1/14	at Seabreeze High School	W	26-17
1/18	at Miami YMCA	L	20-32
1/19	at Vero Beach Ind.	W	18-9
1/21	Seabreeze High School	W	25-4
1/25	Miami YMCA	L	31-32
1/28	at Florida	L	9-18
1/30	DeLand American Legion	W	60-14
2/2	at Jacksonville Greenbacks	W	28-20
2/3	at Jacksonville YMCA	L	22-36
2/4	at Savannah Protestant Club	W	25-20
2/5	at Savannah Alliance Club	W	24-21
2/6	at Elon	L	25-29
2/7	at NC State	L	17-24
2/8	at College of Charleston	W	26-21
2/20	Florida	W	26-21

1924-25
Overall Record: 8-5
Head Coach: Herbert McQuillan

Date	Opponent	W/L	Result
1/1	DeLand All Stars	L	33-36
1/8	at Lake Wales All Stars	W	34-10
1/9	at Tampa Imps	W	31-27
1/10	at St. Pete YMCA	L	29-39
1/16	Winter Park YMCA	W	45-20
1/21	at Winter Park YMCA	W	45-6
1/28	Tampa Imps	W	32-31
1/31	at Vero Beach Ind.	L	27-33
2/1	at Ft. Pierce Ind.	L	7-21
2/5	at Jacksonville Greenbacks	W	28-26
2/6	at Jacksonville YMCA	L	30-39
2/7	Jacksonville Greenbacks	W	45-17
2/12	Seabreeze High School	W	45-13

1925-26
Overall Record: 17-4
Head Coach: Herbert McQuillan

Date	Opponent	W/L	Result
1/2	DeLand All Stars	W	49-9
1/5	at Seabreeze High School	W	45-13
1/6	Daytona Athletic Club	L	22-36
1/8	at Lake Wales Ind.	W	34-10
1/9	at Tampa Imps	W	32-31
1/10	at St. Pete YMCA	L	29-39
1/15	at Winter Park YMCA	W	45-20
1/16	Florida	L	23-24
1/18	at Rollins	W	33-18
1/21	Winter Park YMCA	W	45-6
1/23	at S. Jacksonville YMCA	W	28-26
1/24	at American Rwy. Express	W	
1/26	at Florida Southern	W	38-9
1/28	Tampa Imps	W	32-31
2/1	Tampa Imps	W	17-15
2/7	Jacksonville Greenbacks	W	
2/12	Rollins	W	43-11
2/20	at Tampa Imps	W	32-18
2/22	at Florida Southern	W	56-9
2/27	Daytona Athletic Club	W	51-20
3/3	& vs. Newberry	L	21-34

& - SIAA Playoffs (Greenville, S.C.)

1926-27
Overall Record: 5-4
Head Coach: Herbert McQuillan

Date	Opponent	W/L	Result
1/12	at Daytona Ind.	L	20-43
1/13	at Tampa Ind.	L	11-21
1/18	Leesburg Ind.	W	27-25
1/26	Lakeland Ind.	W	36-10
1/28	Orlando All-Stars	W	39-37
2/2	Daytona Ind.	W	37-35
2/9	Daytona Ind.	L	30-37
2/11	Rollins	W	47-15
2/14	Florida Southern	L	22-29

1927-28
Overall Record: 4-5
Head Coach: Herbert McQuillan

Date	Opponent	W/L	Result
1/11	Orlando Am. Legion	L	21-24
1/12	Daytona All-Stars	W	34-28
1/17	Rollins	W	29-16

YEAR-BY-YEAR RESULTS

2016-17 STETSON MEN'S BASKETBALL

1/19	at Ft. Pierce Ind.	L	49-63
1/20	at Miami (Fla.)	L	25-33
1/25	Miami (Fla.)	W	32-26
1/27	at Florida Southern	L	19-33
2/3	at Rollins	L	19-29
2/10	Florida Southern	W	18-15

1928-29

Overall Record: 8-4

Head Coach: Herbert McQuillan

Date	Opponent	W/L	Result
1/7	Stetson Collegiates	W	24-23
1/10	Orlando Ind.	L	19-20
1/15	Stetson Collegiates	W	31-23
1/18	Rollins	W	44-15
1/19	at Rollins	W	19-18
1/21	at Orlando Ind.	L	27-42
1/22	Sanford Ind.	W	29-23
1/25	at Miami Professionals	L	22-32
1/26	at Miami (Fla.)	L	13-31
2/1	Rollins	W	26-24
2/2	at Rollins	W	12-11
2/6	Miami (Fla.)	W	20-13

1929-30

Overall Record: 5-8

Head Coach: Herbert McQuillan

Date	Opponent	W/L	Result
1/9	Georgia	L	16-40
1/10	Georgia	L	23-27
1/16	Florida	L	14-17
1/21	Daytona Ind.	W	47-24
1/26	at Rollins	L	15-16
1/27	at Cohen Bros.	L	34-36
1/29	Cincinnati YMCA	L	27-35
1/31	at Florida	L	26-40
2/7	Rollins	W	43-25
2/12	at Florida Southern	W	38-34
2/14	at South Florida AC	W	42-23
2/24	Florida Southern	L	33-34
3/1	Cohen Bros.	W	34-23

1930-31

Overall Record: 13-6

Head Coach: Herbert McQuillan

Date	Opponent	W/L	Result
1/2	at Jacksonville La Touraine	W	31-9
1/6	Orlando Ind.	W	45-11
1/9	Stetson Freshmen	W	32-26
1/12	at Atwater Kent	L	35-40
1/14	at Georgia State	W	37-35
1/15	at Columbus State	W	37-30
1/16	at Mercer	L	26-30
1/17	at Mercer	L	25-32
1/21	Atwater Kent	W	33-27
1/23	at Florida Southern	L	21-23
1/28	at Vero Beach Ind.	W	39-15
1/29	at Ft. Lauderdale Ind.	L	20-25
1/30	at Miami (Fla.)	W	36-16
2/4	Howard	W	36-16
2/5	Howard	W	30-29
2/7	at Orlando Ind.	W	48-20
2/12	Miami (Fla.)	W	37-15
2/14	Florida Southern	W	46-23
2/24	& vs. Mississippi College	L	37-61

& - SIAA Playoffs (Jackson, Miss.)

1931-32

Overall Record: 19-0

Head Coach: Herbert McQuillan

Date	Opponent	W/L	Result
12/10	Orlando Ind.	W	35-15
12/12	at Orlando Ind.	W	26-6
1/2	Florida	W	30-25
1/7	The Citadel	W	39-29
1/8	The Citadel	W	29-24
1/14	Florida Southern	W	52-24
1/20	at Sears Roebuck Aristo	W	31-24
1/21	Parris Island	W	44-16
1/27	at J.E. Alliance (Savannah)	W	28-24
1/28	at Charleston (SC) YMCA	W	33-31
1/29	at The Citadel	W	27-22
1/30	at Parris Island	W	33-20
2/3	Howard	W	39-15
2/4	Howard	W	42-16
2/11	Georgia	W	30-27
2/13	Rollins	W	28-15
2/13	Rollins	W	17-6
2/13	Rollins	W	32-14
2/17	at Florida Southern	W	36-20

1932-33

Overall Record: 13-7

Head Coach: Herbert McQuillan

Date	Opponent	W/L	Result
12/16	Orlando Collegians	W	37-10
12/19	Sparks Theatres	W	66-25
12/23	at Orlando Collegians	W	32-30
12/30	at Atwater Kent	L	28-39
1/6	at Daytona Beach	W	56-22
1/7	at Florida	L	38-46
1/13	Atwater Kent	W	42-25
1/17	at Louisiana-Lafayette	W	28-26
1/18	at Centenary (La.)	L	26-32
1/19	at Louisville Poly Tech	W	43-42
1/21	at Southern Miss	W	38-33
1/27	Mercer	W	38-25
2/3	Florida	L	18-30
2/9	at Albany YMCA	L	23-24
2/10	at Mercer	L	33-41
2/14	at Georgia Southern	W	50-45
2/15	at The Citadel	W	17-11
2/16	at Parris Island	W	38-36
2/17	at College of Charleston	W	34-25
3/2	& vs. Tennessee Tech	L	26-38

& - SIAA Playoffs (Jackson, Miss.)

1933-34

Overall Record: 11-11

Head Coach: Herbert McQuillan

Date	Opponent	W/L	Result
12/17	Daytona Ind.	W	38-37
12/21	at Mt. Dora Ind.	W	27-18
12/22	at Leesburg Ind.	W	27-25
	at Lakeland Ind.	W	36-19
	at Orlando Ind.	W	39-37
	at Daytona Ind.	L	20-43
1/5	at Mercer	W	35-26
1/8	at Louisiana-Lafayette	L	25-26
1/9	at Louisiana College	W	28-27
1/10	at Centenary (La.)	L	30-36
1/11	at Louisiana Tech	L	31-50
1/12	at Southern Miss	L	33-36

1/17	House of David	W	41-18
	Rollins	W	47-15
	at Florida Southern	L	22-29
1/26	at Firestone Ind.	L	21-23
2/2	Tampa	L	33-34
2/6	Florida	W	33-30
2/13	Firestone Ind.	L	29-42
2/14	at Tampa	L	48-49
	at Rollins	W	53-18
2/19	at Florida	L	19-34

1934-35

Overall Record: 12-5

Head Coach: Herbert McQuillan

Date	Opponent	W/L	Result
12/17	Daytona Ind.	W	67-26
12/28	at Daytona Ind.	W	54-12
1/2	at Cohen Bros.	W	40-15
1/6	at Louisiana-Lafayette	L	21-34
1/8	at Louisiana College	L	24-28
1/9	at Louisiana Tech	L	35-38
1/10	at Mississippi College	W	44-40
1/11	at Southern Miss	W	43-41
1/18	Florida	L	32-40
2/1	Tampa	W	46-35
2/9	at Tampa	W	48-35
2/12	at Florida	W	40-25
2/14	Georgia	W	31-27
2/21	Rollins	W	32-15
2/25	Rollins	W	44-34
2/26	at Rollins	W	42-21
3/1	& vs. Millsaps	L	32-48

& - SIAA Playoffs (Jackson, Miss.)

1935-36

Overall Record: 13-4

Head Coach: Chet Freeman

Date	Opponent	W/L	Result
12/18	Gainesville Night Hawks	W	31-23
1/7	Florida	L	24-27
1/7	Western Kentucky	L	20-24
1/8	Western Kentucky	L	24-25
1/14	at Florida	W	30-23
1/16	Georgia	W	35-21
1/31	at Cohen Bros.	W	32-23
2/5	Erskine	W	27-22
2/6	Erskine	W	36-25
2/7	at Tampa	W	25-24
2/18	Mercer	W	49-20
2/21	Tampa	W	39-17
2/24	at Georgia Southern	W	45-39
2/25	at Mercer	W	34-32
2/25	at Mercer	W	45-28
2/26	at Mercer	W	59-32
3/7	& vs. Western Kentucky	L	36-50

& - SIAA Playoffs (Jackson, Miss.)

1936-37

Overall Record: 14-8

Head Coach: Chet Freeman

Date	Opponent	W/L	Result
12/16	Sparks Theatres	W	42-15
1/1	vs. Mercer	L	27-36
1/5	Wofford	L	29-31
1/6	Wofford	W	39-36
1/11	at Sparks Theatres	W	40-36

1/15	Emory & Henry	W	41-36
1/16	Emory & Henry	W	31-29
1/19	Florida	W	34-32
1/25	Cohen Bros.	L	38-39
2/5	Union (Ky.)	L	21-40
2/6	Union (Ky.)	W	47-43
2/9	at Newberry	W	28-24
2/10	at Erskine	W	27-23
2/11	at Wofford	W	35-34
2/12	at Presbyterian	L	16-19
2/13	at Georgia Southern	L	28-33
2/16	Millsaps	W	38-24
2/17	Millsaps	L	31-33
2/18	at Florida	L	33-40
2/21	Tampa	W	19-18
2/26	at Cohen Bros.	W	33-24
2/27	at Tampa	W	29-27

1937-38

Overall Record: 12-5

Head Coach: Chet Freeman

Date	Opponent	W/L	Result
12/16	at Sparks Theatres	W	57-38
1/5	Wofford	W	42-27
1/6	Wofford	W	44-28
1/10	at Florida	L	27-39
1/18	Havana	W	50-35
1/19	Havana	W	62-32
2/4	Tampa	L	29-33
2/5	Tampa	W	26-23
2/8	at College of Charleston	W	34-20
2/9	at Wofford	W	42-28
2/10	at Wofford	L	31-33
2/12	at Presbyterian	L	33-34
2/16	at Tampa	W	37-20
2/22	Florida	W	42-25
2/24	College of Charleston	W	34-25
2/25	College of Charleston	W	32-18
	& vs. Union (Ky.)	L	32-33

& - SIAA Playoffs (Bowling Green, Ky.)

1938-39

Overall Record: 14-8

Head Coach: Chet Freeman / Brady Cowell

Date	Opponent	W/L	Result
12/9	NC State	L	15-25
1/3	Wofford	L	20-21
1/4	Wofford	L	30-33
1/13	Newberry	W	32-26
1/14	Newberry	W	27-23
1/17	Florida	L	29-32
1/20	Havana	W	47-21
1/21	Havana	W	48-35
2/2	at Florida Southern	W	49-23
2/3	Union (Ky.)	W	44-40
2/4	Union (Ky.)	W	49-41
2/6	at Erskine	W	42-25
2/8	at Presbyterian	W	34-28
2/9	at Newberry	W	42-36
2/10	at Newberry	L	29-39
2/16	Rollins	W	50-25
2/18	at Florida	L	26-28
2/22	Erskine	W	52-37
2/23	Erskine	L	29-33
2/24	at Florida Southern	W	37-30
2/27	at Rollins	W	54-25

2016-17 STETSON MEN'S BASKETBALL

YEAR-BY-YEAR RESULTS

3/2 & vs. Northwestern (La.) State L 23-32
 & - SIAA Playoffs (Bowling Green, Ky.)

3/2 Florida Pipe Line W 50-26
 3/5 at Miami (Fla.) W 44-37
 3/6 at Miami (Fla.) L 36-46

2/23 at Mercer L 35-64
 2/24 at Florida State L 38-41
 2/28 at Tampa W 61-52

1939-40

Overall Record: 9-9

Head Coach: Ben Clemons

Date	Opponent	W/L	Result
1/5	Wofford	L	41-53
1/6	Wofford	L	32-38
1/12	at Miami (Fla.)	W	33-29
1/13	at Miami (Fla.)	W	39-27
1/26	Tampa	W	42-32
1/29	Erskine	L	24-28
2/2	Rollins	L	37-41
2/3	Florida Southern	W	34-20
2/5	Florida	L	30-32
2/8	at Presbyterian	L	38-39
2/9	at Erskine	L	29-32
2/10	at Newberry	L	52-53
2/16	Miami (Fla.)	W	46-37
2/17	Miami (Fla.)	W	48-43
2/19	at Florida	L	21-48
2/22	at Florida Southern	W	25-21
2/23	at Tampa	W	57-28
2/27	at Rollins	W	40-33

1940-41

Overall Record: 13-7

Head Coach: Ben Clemons

Date	Opponent	W/L	Result
1/3	Presbyterian	W	37-33
1/4	Presbyterian	L	31-33
1/10	at Miami (Fla.)	W	46-29
1/11	at Miami (Fla.)	W	51-41
1/18	at Florida Southern	W	43-30
1/30	at Rollins	W	48-33
2/1	Florida	L	32-36
2/5	Union (Ky.)	L	37-38
2/8	Miami (Fla.)	W	45-40
2/9	Miami (Fla.)	L	35-40
2/12	at Wofford	W	50-40
2/13	at Wofford	L	35-38
2/14	at Newberry	W	34-27
2/15	at Presbyterian (S.C.)	W	43-38
2/18	at Florida	L	32-41
2/21	at Florida Southern	W	45-30
2/24	Wofford	W	40-26
2/27	Rollins	W	62-31
	& Northwestern (La.) State	L	36-49

& - SIAA Playoffs (Bowling Green, Ky.)

1941-42

Overall Record: 11-3

Head Coach: Brady Cowell

Date	Opponent	W/L	Result
1/10	Jacksonville NAS	W	38-32
1/13	Florida Southern	W	85-23
1/17	at Orlando Air Base	W	50-42
2/7	at Florida Pipe Line	L	38-49
2/12	Miami (Fla.)	W	47-42
2/13	Miami (Fla.)	W	42-34
2/14	Orlando Air Base	W	63-49
2/18	at Jacksonville NAS	L	27-31
2/20	at Florida Southern	W	62-32
2/23	at Tampa	W	77-35
2/26	Tampa	W	85-17

1945-46

Overall Record: 5-3

Head Coach: Brady Cowell

Date	Opponent	W/L	Result
2/5	Florida Southern	L	36-40
2/8	Tampa	W	47-26
2/12	at Rollins	W	49-31
2/15	St. Petersburg JC	W	62-22
2/22	at Florida Southern	L	32-50
2/28	Rollins	W	34-30
3/1	Tampa	L	28-37
3/6	at St. Petersburg JC	W	51-4

1946-47

Overall Record: 11-10

Head Coach: Ben Clemons

Date	Opponent	W/L	Result
12/10	Spring Hill (Ala.)	W	43-36
12/14	Banana River NAS	W	52-35
1/6	Wofford	W	45-40
1/7	Wofford	L	30-38
1/14	Florida	L	31-39
1/16	Tampa	W	45-39
1/18	at Florida Southern	L	42-44
1/23	at Banana River NAS	W	58-35
1/24	at Miami (Fla.)	W	53-46
1/25	at Miami (Fla.)	L	50-74
1/29	Morrison Field	W	57-47
2/4	at Erskine	W	44-28
2/5	at Newberry	L	37-48
2/6	at Presbyterian	W	57-47
2/7	at Wofford	L	30-53
2/8	at Wofford	L	43-57
2/15	Florida Southern	W	41-30
2/19	at Florida	L	38-56
2/21	Miami (Fla.)	L	41-42
2/22	vs. Miami (Fla.)	L	38-44
2/28	at Tampa	W	31-30

1947-48

Overall Record: 8-14

Head Coach: Ben Clemons

Date	Opponent	W/L	Result
12/5	College of Charleston	L	28-32
12/12	Orlando Air Base	W	37-31
12/14	Florida Southern	W	36-33
12/30	Orlando Air Base	W	52-43
1/8	Wofford	L	42-52
1/9	Wofford	L	49-53
1/13	Florida State	W	65-56
1/16	Miami (Fla.)	W	49-46
1/17	Miami (Fla.)	L	39-59
1/20	Florida	L	31-55
1/22	Florida Southern	L	45-46
1/24	Mercer	L	42-54
1/30	Erskine	L	41-49
1/31	Newberry	L	47-51
2/2	Wofford	L	50-70
2/6	Tampa	W	44-41
2/13	at Miami (Fla.)	W	41-36
2/17	Florida	L	39-48
2/20	at Jacksonville Navy	L	58-66

1948-49

Overall Record: 2-23

Head Coach: Ben Clemons

Date	Opponent	W/L	Result
12/3	at Orlando AFB	W	87-32
12/6	Mississippi College	L	48-50
12/8	at Florida	L	34-67
12/11	Orlando Air Force Base	W	2-0
1/5	at Florida State	L	40-49
1/7	at Mississippi College	L	47-53
1/8	at Millsaps	L	50-52
1/14	Florida State	L	36-40
1/15	Jacksonville State	L	44-55
1/18	Florida	L	47-54
1/21	at Florida Southern	L	43-51
1/25	Jacksonville NAS	L	46-49
1/29	Florida Southern	L	60-65
1/31	Tampa	L	64-67
2/3	Georgia Southern	L	61-66
2/5	at Miami (Fla.)	L	42-53
2/9	Lawrence Tech	L	0-2
2/11	Miami (Fla.)	L	58-70
2/12	Miami (Fla.)	L	46-81
2/17	at Georgia Southern	L	45-73
2/18	at College of Charleston	L	54-61
2/19	at College of Charleston	L	52-53
2/22	Tampa	L	59-72
2/26	Birmingham Southern	L	58-62
	& vs. Lambuth College	L	46-56

& - Dixie Conf. Tournament (Johnson City, Tenn.)

1949-50

Overall Record 8-15

Head Coach: Bob Trocolor

Date	Opponent	W/L	Result
1/3	Green Cove Navy	W	50-38
1/7	at Miami (Fla.)	L	58-65
1/12	at Florida	L	51-64
1/14	Jacksonville Navy	L	85-88
1/16	at Green Cove Navy	L	58-59
1/18	Mercer	L	57-64
1/23	at Tampa	L	45-73
1/24	Rollins	W	63-48
1/25	Florida Southern	W	59-50
1/28	at Florida State	W	70-61
1/31	Tampa	W	73-65
2/2	Georgia Southern	L	59-78
2/4	at Rollins	W	70-46
2/8	Miami (Fla.)	L	61-88
2/9	Miami (Fla.)	L	63-82
2/10	at Florida Southern	L	51-53
2/14	Florida	W	57-53
2/15	at Jacksonville Navy	W	63-59
2/16	at Mercer	L	57-62
2/17	at Georgia Southern	L	61-84
2/20	Erskine	L	57-67
2/23	Florida State	L	68-74
2/25	Wofford	L	60-76

1950-51

Overall Record: 14-11

Head Coach: Loren Ellis

Date	Opponent	W/L	Result
12/1	Florida Southern	W	75-58
12/6	Patrick AFB	W	85-39
12/6	Jacksonville NAS	W	71-39
12/8	College of Charleston	W	105-44
12/9	Parris Island Marines	L	51-83
1/2	Green Cove Navy	W	88-53
1/6	Florida	L	61-63
1/8	Rollins	W	74-58
1/13	at Florida State	W	67-66
1/16	at Florida	L	62-70
1/20	at Rollins	L	49-54
1/25	at Miami (Fla.)	L	55-82
1/27	Florida State	W	71-53
1/30	Rollins	W	73-54
2/2	at Jacksonville NAS	L	62-66
2/6	Tampa	W	67-61
2/8	Erskine	W	88-71
2/10	at Rollins	W	68-52
2/14	Miami (Fla.)	L	66-78
2/17	The Citadel	L	61-63
2/19	at Florida Southern	W	62-57
2/24	Green Cove Navy	W	91-61
2/26	at Tampa	L	65-82
3/2	& vs. Florida State	L	58-65
3/2	& vs. Tampa	L	87-93

& - NAIB Playoffs (Jacksonville, Fla.)

1951-52

Overall Record: 16-4

Head Coach: Jay Pattee

Date	Opponent	W/L	Result
12/8	at Florida	L	56-63
12/12	at Florida Southern	W	63-48
12/15	Sewanee	W	75-52
1/2	Yale	W	64-52
1/3	at Jacksonville NAS	W	78-56
1/7	Mercer	W	97-59
1/8	Mercer	W	79-66
1/10	at Tampa	W	85-81
1/14	at Miami (Fla.)	L	57-88
1/26	at Rollins	W	72-69
1/30	at Bowling Green	W	71-69
2/7	Florida State	W	58-48
2/9	Miami (Fla.)	L	74-80
2/12	at Rollins	W	70-68
2/14	Jacksonville NAS	W	69-61
2/21	at Mercer	W	71-60
2/22	at Mercer	W	63-59
2/23	at Florida State	W	66-64
2/27	Tampa	W	73-63
2/29	& Tampa	L	64-79

& - NAIB 25th Regional Playoffs (DeLand, Fla.)

1952-53

Overall Record: 14-10

Head Coach: Dick Morland

Date	Opponent	W/L	Result
12/2	at Patrick AFB	W	57-53
12/6	Florida Southern	W	97-51
12/10	at Rollins	W	82-68
12/13	at Florida	L	74-77
12/18	at Lake Forest	W	64-56

YEAR-BY-YEAR RESULTS

2016-17 STETSON MEN'S BASKETBALL

12/19	at Illinois Wesleyan	L	72-82
12/22	at Beloit	L	65-74
1/3	vs. Louisville	L	81-83
1/9	Tampa	W	86-75
1/12	at Miami (Fla.)	L	70-71
1/17	Rollins	W	96-74
1/20	at Tampa	W	71-65
1/23	Georgia Southern	W	83-82
1/24	Mercer	W	77-68
2/4	Miami (Fla.)	W	80-77
2/7	at Florida Southern	W	86-82
2/10	at Florida State	L	66-76
2/20	at Georgia Southern	L	84-89
2/21	at Mercer	L	62-66
2/25	Florida State	L	79-83
2/27	& Rollins	W	83-75
2/28	& Florida State	W	94-81
3/10	^ vs. Northern Iowa	W	75-57
3/11	^ vs. Missouri State	L	71-98

& - NAIA District 25 Playoffs (DeLand, Fla.)
 ^ - NAIA National Tournament (Kansas City, Mo.)

1953-54

Overall Record: 10-10

Head Coach: Dick Morland

Date	Opponent	W/L	Result
12/2	Florida Southern	L	77-81
12/5	at Florida	W	74-55
12/9	at Georgia Southern	W	73-63
12/10	at Mercer	L	54-67
12/15	Rollins	L	61-64
12/18	at Florida State	L	71-74
1/4	& vs. Southern Miss	L	84-86
1/5	& vs. Spring Hill	L	56-75
1/11	University of Havana	W	111-52
1/16	Florida State	W	82-60
1/18	at Miami (Fla.)	W	85-63
1/22	Georgia Southern	W	82-60
1/25	Tampa	W	63-51
2/4	at Western Kentucky	L	53-81
2/6	at Louisville	L	61-79
2/11	Miami (Fla.)	W	108-56
2/13	Mercer	L	54-56
2/16	at Florida Southern	W	75-65
2/19	at Tampa	L	59-69
2/23	at Rollins	W	82-64

& - Senior Bowl Tournament (Mobile, Ala.)

1954-55

Overall Record: 11-10

Head Coach: Dick Morland

Date	Opponent	W/L	Result
12/1	at Florida Southern	W	106-77
12/6	Wofford	L	71-75
12/9	Georgia Southern	L	83-88
12/11	at Florida	L	70-78
12/16	Elon College	W	91-59
12/18	at Florida State	L	79-94
1/11	Rollins	W	71-57
1/15	Mercer	W	87-82
1/22	at Tampa	L	78-89
1/29	Florida State	L	73-84
2/2	at Georgia Southern	L	91-100
2/4	at Wofford	L	72-92
2/5	at Presbyterian	W	81-80
2/7	at Mercer	W	81-74

2/11	Tampa	W	75-59
2/14	Miami (Fla.)	W	89-85
2/16	Erskine	W	90-75
2/19	at Rollins	W	88-76
2/22	at Miami (Fla.)	L	77-79
2/25	Florida Southern	W	75-63
2/28	& at Florida State	L	77-86

& - NAIA District 25 Playoffs (Tallahassee, Fla.)

1955-56

Overall Record: 17-6

Head Coach: Dick Morland

Date	Opponent	W/L	Result
12/1	Florida Southern	W	89-75
12/3	at Georgia Southern	W	99-93
12/6	Wofford	W	90-82
12/10	at Florida State	L	78-91
12/14	at Florida	L	74-92
12/16	Western Carolina	W	101-78
1/7	at Tampa	W	90-76
1/11	Mississippi College	W	96-76
1/14	Presbyterian	W	89-81
1/16	at Miami (Fla.)	L	79-85
1/19	at Rollins	W	90-77
1/23	Tampa	W	97-78
1/28	Mercer	W	93-80
2/3	at Erskine	W	93-85
2/4	at Wofford	W	87-85
2/6	at Mercer	L	83-90
2/8	Miami (Fla.)	W	91-84
2/14	Erskine	W	78-72
2/17	Rollins	W	105-63
2/20	Florida State	L	83-89
2/23	at Florida Southern	W	90-71
3/2	& vs. Mercer	W	118-91
3/3	& at Georgia Southern	L	86-112

& - NAIA District 25 Playoffs (Statesboro, Ga.)

1956-57

Overall Record: 17-8

Head Coach: Dick Morland

Date	Opponent	W/L	Result
12/1	at Georgia Southern	L	59-84
12/5	Rollins	W	88-87
12/8	at Florida	L	69-84
12/11	Florida Southern	W	85-82
12/14	Western Carolina	W	93-75
12/15	Appalachian	W	110-61
12/20	* vs. East Carolina	W	76-70
12/21	* vs. Erskine	L	73-75
1/5	at Tampa	W	99-68
1/7	at Miami (Fla.)	L	81-89
1/14	Florida State	W	97-70
1/19	at Florida State	L	86-104
1/26	Tampa	W	59-37
2/1	at Mercer	W	99-91
2/6	Miami (Fla.)	W	95-93
2/8	Troy State	W	100-76
2/11	Georgia Southern	W	91-84
2/13	Erskine	W	65-49
2/16	Mercer	W	116-72
2/19	at Rollins	L	100-112
2/25	at Florida Southern	L	74-80
3/1	& vs. Piedmont	W	72-57
3/2	& at Georgia Southern	W	100-79
3/11	^ vs. Wayne State	W	100-84

3/12	^ vs. Pacific Lutheran	L	86-112
------	------------------------	---	--------

* - Parris Island Invitational
 & - NAIA District 25 Playoffs (Statesboro, Ga.)
 ^ - NAIA National Tournament (Kansas City, Mo.)

2/26	^ vs. Tampa	W	89-73
2/27	^ vs. Georgia Southern	L	69-72

& - Citrus Invitational Tournament (Lakeland, Fla.)
 % - Hatter Classic (DeLand, Fla.)
 ^ - NAIA District 25 Playoffs (Macon, Ga.)

1957-58

Overall Record: 14-11

Head Coach: Dr. Glenn Wilkes

Date	Opponent	W/L	Result
12/4	at Florida	L	65-79
12/6	Birmingham-Southern	W	98-76
12/7	Georgia Southern	W	96-89
12/9	Pikeville College	W	101-99
12/14	Western Carolina	W	89-83
1/4	Valdosta State	W	118-74
1/8	at Miami (Fla.)	L	80-103
1/11	Tampa	W	91-73
1/13	at Florida Southern	W	91-71
1/16	at Florida State	L	60-77
1/18	at Memphis	L	58-64
1/25	Rollins	W	88-71
1/29	at Georgia Southern	L	66-74
1/30	at Erskine	W	73-68
2/1	at Mercer	L	70-76
2/7	at Jacksonville	W	108-91
2/8	Mercer	L	76-78
2/11	Erskine	W	91-61
2/15	Miami (Fla.)	L	85-92
2/18	at Rollins	L	74-90
2/20	Florida Southern	L	80-81
2/22	at Tampa	W	79-78
2/25	Jacksonville	W	86-74
2/27	& vs. Rollins	W	87-68
2/28	& at Georgia Southern	L	63-67

& - NAIA District 25 Playoffs (Statesboro, Ga.)

1958-59

Overall Record: 17-11

Head Coach: Dr. Glenn Wilkes

Date	Opponent	W/L	Result
12/1	& Tampa	W	71-64
12/2	& at Florida Southern	W	81-72
12/8	at Florida	L	62-73
12/11	at Louisville	L	47-81
12/13	at Dayton	L	53-66
12/19	% Troy State	L	63-68
12/20	% Birmingham-Southern	W	69-59
1/1	Tulane	L	62-66
1/3	Toronto	W	74-53
1/6	at Jacksonville	L	68-84
1/8	Southern Miss	L	56-58
1/12	Georgia Southern	W	62-60
1/14	at Florida Southern	L	79-87
1/15	at Tampa	W	65-58
1/17	Rollins	W	77-61
1/24	Tampa	W	98-80
1/28	Kentucky Wesleyan	W	85-78
1/31	at Mercer	W	91-85
2/2	at Georgia Southern	L	72-78
2/5	Miami (Fla.)	W	110-97
2/9	at Rollins	W	88-71
2/14	Mercer	W	75-57
2/17	Jacksonville	W	110-94
2/19	at Miami (Fla.)	L	81-99
2/21	Florida State	W	98-91
2/23	Florida Southern	W	64-53

1959-60

Overall Record: 16-13

Head Coach: Dr. Glenn Wilkes

Date	Opponent	W/L	Result
12/1	Jacksonville	W	90-78
12/4	at Southern Miss	L	59-86
12/5	at Tulane	L	64-97
12/10	at Rollins	W	92-62
12/12	Murray State	W	80-67
12/15	at Florida	W	79-74
12/17	% Univ. of the South	W	80-73
12/18	% Wheaton	W	87-75
12/28	at Louisiana-Lafayette	L	73-80
12/29	at North Texas State	L	69-85
1/6	Transylvania	L	73-85
1/7	at Tampa	W	88-79
1/9	at Georgia Southern	L	91-93
1/11	at Mercer	L	81-90
1/15	Florida Southern	W	83-70
1/16	Mercer	W	102-55
1/18	at Georgia	L	72-97
1/21	at Florida Southern	W	70-64
1/22	St. Peter's	L	81-85
2/5	Miami (Fla.)	L	86-94
2/9	Tampa	L	79-80
2/11	at Miami (Fla.)	W	73-72
2/13	Oglethorpe	W	66-64
2/15	Georgia Southern	W	70-69
2/16	Rollins	W	88-67
2/19	at Jacksonville	L	66-70
2/25	& vs. Oglethorpe	W	87-73
2/26	& at Tampa	W	85-71
3/7	^ vs. William Jewell	L	66-68

% - Hatter Classic (DeLand, Fla.)

& - NAIA District 25 Playoffs (Tampa, Fla.)

^ - NAIA National Tournament (Kansas City, Mo.)

1960-61

Overall Record: 20-7

Head Coach: Dr. Glenn Wilkes

Date	Opponent	W/L	Result
12/3	at Jacksonville	L	91-99
12/5	at Rollins	L	70-71
12/8	at Middle Tennessee State	L	56-69
12/10	at Murray State	L	59-70
12/14	Wofford	W	75-61
12/16	% Lincon Memorial	W	98-64
12/17	% Tampa	W	95-81
1/2	at Georgia Southern	L	78-92
1/4	Transylvania	W	69-51
1/7	at Tampa	W	78-67
1/10	Jacksonville	W	86-61
1/14	Mercer	W	79-58
1/17	William Carey	W	75-73
1/19	at Florida Southern	W	74-58
1/21	St. Peter's (N.J.)	W	90-69
1/23	Georgia Southern	W	65-62
2/1	Florida Southern	W	68-63
2/3	Miami (Fla.)	W	76-68
2/6	at Mercer	W	88-59

2016-17 STETSON MEN'S BASKETBALL

YEAR-BY-YEAR RESULTS

2/8	at Univ. of the South	W	92-68
2/9	at Oglethorpe	W	44-39
2/11	Newberry	W	99-73
2/15	at Miami (Fla.)	L	84-91
2/18	Rollins	L	88-65
2/22	Tampa	W	76-61
3/3	& vs. Mercer	W	83-80
3/4	& vs. Oglethorpe	L	68-81

% - Hatter Classic (DeLand, Fla.)

& - NIAA District 25 Tournament (Atlanta, Ga.)

1961-62

Overall Record: 16-12 (4-6 FIC)

Head Coach: Dr. Glenn Wilkes

Date	Opponent	W/L	Result
12/1	at Middle Tennessee State	L	76-77
12/2	at Tennessee Tech	L	73-100
12/4	* at Rollins	W	83-76
12/7	Georgia Southern	W	73-62
12/9	Presbyterian	W	78-63
12/13	Univ. of the South	W	68-62
12/14	% Union (Ky.)	W	76-75
12/15	% Georgetown (Ky.)	L	58-73
12/18	St. Peters	W	96-86
12/30	Blackburn	W	106-80
1/2	Transylvania	W	70-69
1/4	* Tampa	W	54-49
1/6	at Georgia Southern	L	73-75
1/8	at Mercer	W	71-57
1/13	* Rollins	W	92-61
1/20	at Mercer	W	71-57
1/22	* Jacksonville	L	85-90
1/31	Cumberland	W	88-86
2/2	* Miami (Fla.)	L	70-79
2/10	* Florida Southern	L	91-100
2/13	* at Miami (Fla.)	L	78-86
2/17	Oglethorpe	L	53-55
2/19	* at Tampa	L	70-78
2/23	* at Jacksonville	W	68-67
2/26	* at Florida Southern	L	50-65
3/2	& vs. Georgia Southern	W	76-74
3/3	& vs. Jacksonville	W	61-57
3/9	^ vs. Cal State Fullerton	L	79-94

* - Florida Intercollegiate Conference game

% - Hatter Classic (DeLand, Fla.)

& - NIAA District 25 Playoffs (Atlanta, Ga.)

^ - NIAA National Tournament (Kansas City, Mo.)

1962-63

Overall Record: 15-13 (7-3 FIC)

Head Coach: Dr. Glenn Wilkes

Date	Opponent	W/L	Result
11/30	* at Jacksonville	W	69-65
12/3	* at Rollins	W	81-62
12/6	Georgia Southern	L	75-82
12/8	* at Florida Southern	W	85-75
12/11	% Middle Tennessee State	L	61-79
12/12	% Rollins	W	98-78
12/14	% Presbyterian (S.C.)	L	69-70
12/17	Baldwin-Wallace	L	72-73
12/19	Lipscomb	L	59-67
12/20	Tennessee Tech	W	77-75
12/29	New Hampshire	L	74-82
1/2	Transylvania	W	81-57
1/5	Georgia Southern	L	61-66
1/7	at Mercer	L	65-73

1/10	* Tampa	W	72-65
1/12	* Rollins	W	80-59
1/21	Georgia	L	80-99
2/1	* Miami (Fla.)	W	66-64
2/2	DePauw	W	78-60
2/7	Mercer	W	72-59
2/9	at Florida State	L	57-73
2/16	* Florida Southern	W	82-59
2/21	* at Tampa	L	62-71
2/23	* Jacksonville	L	63-69
2/26	* at Miami (Fla.)	L	60-75
3/3	& vs. Georgia Southern	W	67-61
3/4	& at Jacksonville	W	63-59
3/10	^ vs. Howard Payne	W	68-66
3/13	^ vs. Texas-Pan American	L	41-64

% - Hatter Classic (DeLand, Fla.)

& - NIAA District 25 Playoffs (Jacksonville, Fla.)

^ - NIAA National Tournament (Kansas City, Mo.)

1963-64

Overall Record: 16-9 (7-1 FIC)

Head Coach: Dr. Glenn Wilkes

Date	Opponent	W/L	Result
12/2	* Jacksonville	W	68-65
12/6	Georgia Southern	W	57-54
12/13	% Belmont	W	79-75
12/14	% Wofford	L	77-78
12/17	at St. Peter's	L	75-94
12/19	at Iona	L	46-73
12/20	at American	L	80-116
1/2	at Georgia Southern	W	69-59
1/4	MacAlester	W	75-71
1/11	at Univ. of the South	W	86-70
1/13	at Mercer	W	72-62
1/16	at Eckerd	W	92-73
1/18	* at Rollins	W	96-61
1/29	Spring Hill	W	82-80
1/31	Miami (Fla.)	L	75-81
2/4	* at Florida Southern	W	103-99
2/7	Mercer	W	89-70
2/10	* at Jacksonville	L	77-93
2/12	* Florida Southern	W	96-85
2/14	* Rollins	W	106-65
2/19	* at Tampa	W	95-93
2/22	at Miami (Fla.)	L	70-87
2/25	* Tampa	W	117-96
2/27	Florida State	L	60-80
3/4	& vs. Jacksonville	L	62-86

* - Florida Intercollegiate Conference game

% - Hatter Classic (DeLand, Fla.)

& - NIAA District 25 Tournament (Statesboro, Ga.)

1964-65

Overall Record: 16-10 (6-2 FIC)

Head Coach: Dr. Glenn Wilkes

Date	Opponent	W/L	Result
12/1	* at Rollins	W	84-52
12/2	Presbyterian	W	84-66
12/5	at Florida	L	57-90
12/9	* at Jacksonville	L	55-65
12/16	% UNC Wilmington	W	82-70
12/17	% Georgetown (Ky.)	W	86-75
12/19	Tennessee Wesleyan	W	96-82
12/21	King College	W	84-47
1/2	North Central	W	92-74
1/6	* at Tampa	W	96-89

1/9	at Georgia Southern	L	78-86
1/11	at Mercer	L	77-81
1/13	Eckerd	W	99-75
1/16	* Tampa	W	88-78
1/19	Georgia Southern	L	79-95
1/27	Cumberland (Ky.)	W	73-71
1/30	* at Florida Southern	W	91-87
2/1	Spring Hill	W	65-56
2/4	Miami (Fla.)	L	84-86
2/6	at Dayton	L	55-93
2/10	* Florida Southern	W	63-50
2/12	Mercer	W	78-72
2/17	at Miami (Fla.)	L	84-95
2/20	* Rollins	W	92-70
2/23	* Jacksonville	L	67-70
3/1	& at Jacksonville	L	72-73

* - Florida Intercollegiate Conference game

% - Hatter Classic (DeLand, Fla.)

& - NIAA District 24 Playoffs (Jacksonville, Fla.)

1965-66

Overall Record: 13-12 (5-1 FIC)

Head Coach: Dr. Glenn Wilkes

Date	Opponent	W/L	Result
12/1	* Rollins	W	87-56
12/4	at Mercer	L	65-70
12/6	at The Citadel	L	64-71
12/9	Jacksonville	L	76-86
12/20	Union (Ky.)	L	64-73
12/21	MacMurray	W	110-75
1/3	% Washington	W	85-60
1/4	% Barton	W	77-75
1/6	at Mississippi State	L	76-87
1/8	at Alabama	L	50-75
1/13	* at Tampa	W	62-59
1/15	* at Rollins	W	68-53
1/18	Georgia Southern	L	62-66
1/20	* at Florida Southern	L	49-69
1/22	* Tampa	W	87-79
1/25	Cumberland (Ky.)	W	63-61
1/27	Miami (Fla.)	L	78-89
1/31	at Eckerd	W	59-55
2/5	* Florida Southern	W	71-65
2/12	Mercer	W	71-60
2/15	at Jacksonville	L	65-79
2/17	Frederick	W	95-81
2/19	Belmont Abbey	W	87-80
2/21	at Georgia Southern	L	66-87
2/24	at Miami (Fla.)	L	77-86

% - Hatter Classic (DeLand, Fla.)

* - Florida Intercollegiate Conference game

1966-67

Overall Record: 17-10 (5-1 FIC)

Head Coach: Dr. Glenn Wilkes

Date	Opponent	W/L	Result
12/1	Union (Ky.)	W	91-73
12/3	UNC Wilmington	W	80-55
12/7	at Jacksonville	W	97-88
12/10	at Georgia Southern	L	65-67
12/20	Tennessee Wesleyan	L	68-84
1/2	% Transylvania	W	81-72
1/3	% Wittenburg	W	71-61
1/7	at Mercer	L	71-76
1/9	at Tulane	L	76-99
1/11	* Tampa	L	74-75

1/14	* at Florida Southern	W	88-76
1/17	* vs. Rollins	W	90-70
1/21	Jacksonville	W	80-70
1/23	Cumberland (Ky.)	W	76-64
1/26	Miami (Fla.)	W	56-53
1/28	Fairleigh-Dickinson	W	77-70
1/30	* vs. Rollins	W	69-58
2/4	* Florida Southern	W	81-73
2/9	* at Tampa	W	73-66
2/11	Parsons	W	68-61
2/14	at Miami (Fla.)	L	81-95
2/16	Georgia Southern	L	72-74
2/18	Mercer	L	68-73
2/20	^ vs. The Citadel	W	82-74
2/23	Eckerd	W	83-68
3/9	& vs. Kentucky Wesleyan	L	55-68
3/10	& vs. South Carolina State	L	53-65

% - Hatter Classic (DeLand, Fla.)

* - Florida Intercollegiate Conference game

^ - at Orlando, Fla.

& - NCAA College Div. Tournament (Evansville, Ind.)

1967-68

Overall Record: 8-18 (1-5 FIC)

Head Coach: Dr. Glenn Wilkes

Date	Opponent	W/L	Result
12/2	Transylvania	L	72-73
12/9	at The Citadel	W	77-76
12/12	Jacksonville	W	67-65
12/20	^ vs. Brown	L	66-75
12/21	Hartwick	W	111-80
1/2	% High Point	W	93-70
1/3	% St. Peter's (N.J.)	L	78-94
1/6	at Florida State	L	81-111
1/10	Jacksonville	L	66-77
1/13	at Eckerd	L	83-101
1/15	Georgia Southern	W	84-69
1/18	* at Rollins	L	68-71
1/20	* Florida Southern	W	93-78
1/22	Northern Illinois	L	54-70
1/26	Miami (Fla.)	L	67-72
1/29	* at Tampa	L	96-120
2/3	* at Florida Southern	L	94-95
2/8	at Georgia Southern	L	88-92
2/10	at Mercer	L	68-76
2/13	* Tampa	L	74-85
2/15	Belmont Abbey	W	91-78
2/17	Mercer	W	82-63
2/20	at Miami (Fla.)	L	71-88
2/24	* Rollins	L	73-83
2/26	^ vs. Tulane	L	66-80
2/29	Florida State	L	60-72

^ - at Orlando, Fla.

% - Hatter Classic (DeLand, Fla.)

* - Florida Intercollegiate Conference game

1968-69

Overall Record: 14-12

Head Coach: Dr. Glenn Wilkes

Date	Opponent	W/L	Result
11/30	at Rollins	L	72-77
12/2	at Mercer	W	82-80
12/4	at Louisville	L	69-84
12/9	Louisiana College	W	69-65
12/11	^ vs. The Citadel	L	74-87
12/14	Bethune-Cookman	W	89-87

YEAR-BY-YEAR RESULTS

2016-17 STETSON MEN'S BASKETBALL

12/21	Baldwin-Wallace	W	98-84
1/3	& vs. New Hampshire	L	90-94
1/6	% Taylor	W	107-94
1/7	% Illinois State	L	91-92
1/13	at Jacksonville	L	74-85
1/16	at Florida Southern	L	80-84
1/21	Rider	W	74-69
1/25	at Tampa	W	92-69
1/27	Fairleigh-Dickinson	W	99-85
1/29	Miami (Fla.)	L	90-98
2/4	at Miami (Fla.)	W	87-83
2/8	Florida Southern	W	89-79
2/10	at Florida State	L	67-95
2/15	Mercer	L	93-97
2/17	Eckerd	W	106-79
2/19	Rollins	W	97-77
2/22	Mississippi	W	120-89
2/24	Jacksonville	L	86-96
2/27	Tampa	W	98-75
3/1	Belmont Abbey	L	95-99

% - Hatter Classic (DeLand, Fla.)

^ - at Winter Park, Fla.

& - at Orlando, Fla.

1969-70

Overall Record: 22-7

Head Coach: Dr. Glenn Wilkes

Date	Opponent	W/L	Result
12/1	Rollins	W	77-76
12/3	at UNLV	L	92-95
12/5	at UC Santa Barbara	L	72-90
12/9	at North Texas State	L	75-85
12/13	Charlotte	W	122-69
12/20	Rochester College	W	84-53
12/29	& vs. VMI	W	62-61
12/30	& vs. Boston	W	86-67
1/2	Armstrong State	W	114-80
1/5	% Lafayette	W	82-78
1/6	% Georgetown (KY)	W	98-75
1/10	Fairleigh Dickinson	W	86-65
1/12	Tampa	W	101-78
1/15	at Florida Southern	W	93-71
1/17	^ vs. #14 Louisville	W	87-80
1/20	Florida Southern	W	85-66
1/24	Miami (Fla.)	W	116-88
1/29	Maine	W	115-70
2/4	at Eckerd	W	102-76
2/7	at Tampa	L	92-102
2/14	at Rollins	L	81-102
2/16	at Mercer	W	91-60
2/21	at Miami (Fla.)	W	95-86
2/23	Belmont Abbey	W	103-86
2/26	Florida State	L	64-94
2/28	Mercer	W	74-78
3/6	! vs. Mount St. Mary's	W	78-77
3/7	! at Georgia Southern	W	93-86
3/12	\$ vs. Buffalo State	L	74-75

& - Gold Coast Classic (West Palm Beach, Fla.)

% - Hatter Classic (DeLand, Fla.)

^ - at Orlando, Fla.

! - NCAA South Atlantic Regional (Statesboro, Ga.)

\$ - NCAA College Division Finals (Evansville, Ind.)

1970-71

Overall Record: 19-9

Head Coach: Dr. Glenn Wilkes

Date	Opponent	W/L	Result
12/1	St. Leo	W	77-63
12/3	at Dartmouth	L	71-79
12/5	at Providence	L	57-77
12/9	Rollins	W	88-67
12/12	Armstrong State	W	96-72
12/18	Georgia State	W	113-79
12/29	! vs. Seton Hall	L	60-61
12/30	! vs. Rollins	W	67-57
1/2	Lakeland	W	78-64
1/4	% Brandeis	W	105-84
1/5	% Wisc.-Green Bay	L	66-67
1/7	McMurray	W	77-63
1/16	at Mercer	L	53-73
1/18	at Florida State	L	71-78
1/22	at Florida Southern	W	72-69
1/25	St. Peter's	W	93-84
1/30	Miami (Fla.)	W	80-74
2/2	Wisconsin	L	73-74
2/4	at Rollins	W	97-81
2/6	Eckerd	W	106-84
2/8	at Miami (Fla.)	W	91-76
2/15	at Tulane	L	85-97
2/18	Florida Southern	W	82-75
2/20	Mercer	W	78-64
2/24	St. Thomas (Fla.)	W	66-56
3/1	Chicago State	W	103-80
3/12	& vs. Old Dominion	L	65-89
3/13	& vs. Roanoke	W	91-72

! - Tangerine Bowl Tournament (Winter Park, Fla.)

% - Hatter Classic (DeLand, Fla.)

& - NCAA College South Atlantic Regional (Norfolk, Va.)

1971-72

Overall Record: 6-20

NCAA UNIVERSITY DIVISION I

Head Coach: Dr. Glenn Wilkes

Date	Opponent	W/L	Result
12/1	South Florida	L	73-74
12/3	at Rollins	W	83-80
12/6	& vs. Florida State	L	54-90
12/7	& vs. Tennessee Tech	L	66-67
12/9	at Oklahoma	L	78-94
12/11	at Texas	L	58-86
12/17	Baldwin-Wallace	W	75-58
12/18	^ vs. Tennessee Tech	L	74-97
12/29	! vs. William & Mary	L	67-94
12/30	! vs. Rollins	L	81-82
1/3	% Lehigh	W	58-57
1/4	% Georgia Southern	L	68-73
1/6	Missouri-St. Louis	L	69-74
1/8	Hartford	W	100-96
1/10	Loras	W	69-67
1/17	Monmouth	L	73-84
1/22	at Florida Southern	L	78-81
1/24	at Jacksonville	L	84-107
1/26	^ vs. The Citadel	L	70-85
1/29	Rollins	L	81-87
2/2	at #8 South Carolina	L	64-98
2/7	at The Citadel	L	68-93
2/15	Florida Southern	L	53-60
2/19	at South Florida	L	79-100
2/26	^ vs. #11 Florida State	L	47-49

2/28	Chicago State	W	108-89
& - Civitan Classic (Jacksonville, Fla.)			
^ - at Winter Park, Fla.			
! - Tangerine Bowl Tournament (Winter Park, Fla.)			
% - Hatter Classic (Winter Park, Fla.)			

1972-73

Overall Record: 15-11

Head Coach: Dr. Glenn Wilkes

Date	Opponent	W/L	Result
12/2	at Western Kentucky	L	83-91
12/4	at Tennessee Tech	L	88-103
12/7	^ vs. Oklahoma	L	76-84
12/13	Rollins	W	83-56
12/21	Illinois Wesleyan	W	80-70
12/27	! vs. Colgate	W	69-68
12/28	! vs. East Tennessee State	L	58-80
1/2	% Bucknell	W	59-55
1/3	% Florida Southern	W	78-69
1/6	^ vs. Arkansas State	W	90-79
1/8	Lehigh	W	84-78
1/13	Catholic (DBCC)	W	82-80
1/15	St. Mary's (Md.)	W	76-62
1/17	at Florida State	L	67-84
1/23	New Hampshire	W	101-92
1/25	^ vs. Tulane	L	63-76
1/31	^ vs. #15 Jacksonville	L	74-78
2/3	College of Charleston	W	95-52
2/6	at Clemson	L	68-89
2/10	Ferris State	W	81-68
2/14	Florida Southern	W	52-50
2/17	at Georgia Tech	W	81-70
2/19	at South Carolina	L	52-81
2/22	at Florida Southern	L	66-73
2/24	^ vs. Marshall	L	67-86
3/1	at Rollins	W	85-83

^ - at Winter Park, Fla.

! - Tangerine Bowl Tournament (Winter Park, Fla.)

% - Hatter Classic (DeLand, Fla.)

DBCC - at Daytona Beach Community College

1973-74

Overall Record: 17-9

Head Coach: Dr. Glenn Wilkes

Date	Opponent	W/L	Result
12/6	at #19 UNLV	L	50-66
12/8	at Texas Tech	L	61-72
12/11	Lipscomb	W	86-62
12/15	^ vs. Tennessee Tech	W	72-56
12/21	Illinois Wesleyan	W	89-63
12/28	! vs. Seton Hall	W	102-76
12/29	! vs. Bowling Green	W	81-64
1/2	% St. Francis (Pa.)	L	60-70
1/3	% Florida Tech	W	86-68
1/5	^ vs. Virginia	W	78-76
1/10	Wright State	W	64-61
1/12	at Arkansas State	L	56-60
1/14	at Tulane	L	58-64
1/18	at Southern Illinois	L	72-74
1/21	at Marshall	L	58-68
1/26	West Florida	W	90-71
1/28	Charleston Southern	W	100-60
1/31	^ vs. Oklahoma City	W	89-81
2/2	& vs. New Mexico	W	67-65
2/5	at Florida Southern	W	68-52
2/12	^ vs. Southern Illinois	L	67-76

2/14	at Rollins (ot)	W	65-61
2/18	at Jacksonville	L	62-71
2/21	Rollins	W	61-57
2/23	Fairleigh Dickinson	W	58-53
2/27	Florida Southern	W	92-66

^ - at Winter Park, Fla.

& - at Lakeland, Fla.

! - Tangerine Bowl Tournament (Winter Park, Fla.)

% - Hatter Classic (DeLand, Fla.)

1974-75

Overall Record: 22-4

Head Coach: Dr. Glenn Wilkes

Date	Opponent	W/L	Result
12/5	Marshall	W	73-58
12/7	at California	W	59-43
12/9	at New Mexico	L	82-90
12/12	Western Kentucky	W	68-66
12/20	Fairleigh Dickinson	W	81-67
12/27	! vs. Central Michigan	L	77-78
12/28	! vs. Rollins	W	84-79
1/2	Yale	W	79-66
1/4	Hartford	W	109-73
1/6	% Lehigh	W	72-57
1/7	% American (ot)	W	71-65
1/10	Rochester College	W	108-78
1/18	Wright State	W	62-38
1/20	at Arkansas State	W	56-51
1/29	at Georgia Southern (ot)	W	85-81
2/3	at Tennessee Tech	W	74-61
2/5	at Southern Illinois	L	60-95
2/8	Birmingham-Southern	W	88-65
2/13	Northern Illinois	W	88-47
2/15	Jacksonville	W	48-47
2/18	Southern Illinois	W	70-65
2/22	at Florida Southern	W	83-77
2/24	Georgia Southern	W	101-72
3/1	at Virginia	L	58-60
3/3	Tulane	W	99-74
3/5	Florida State	W	63-54

! - Tangerine Bowl Tournament (Winter Park, Fla.)

% - Hatter Classic (DeLand, Fla.)

1975-76

Overall Record: 17-9

Head Coach: Dr. Glenn Wilkes

Date	Opponent	W/L	Result
11/28	& vs. McNeese State (ot)	L	81-84
11/29	& vs. Georgia Southern	W	91-68
12/6	Georgia Southern	W	92-80
12/8	St. Bernard	W	81-66
12/11	at Florida State	L	71-81
12/13	Charleston Southern	W	77-58
12/20	Tennessee Tech	W	86-74
12/29	! vs. Marshall	W	91-85
12/30	! vs. Rollins (ot)	L	51-54
1/2	Rutgers	L	70-91
1/5	% The Citadel	W	66-60
1/6	% Mercer	W	58-47
1/9	* vs. American	L	45-49
1/10	* vs. Columbia	W	93-84
1/12	at Marshall	W	75-68
1/17	Wright State	W	70-66
1/21	Jacksonville	L	59-66
1/24	at Georgia Southern	W	79-66
1/30	St. Thomas	W	83-81

2016-17 STETSON MEN'S BASKETBALL

YEAR-BY-YEAR RESULTS

2/7	Florida A&M	W	72-64
2/10	at Jacksonville	L	51-57
2/12	Samford	W	86-69
2/16	at Northern Illinois	L	68-80
2/19	Florida Southern	W	84-71
2/28	Arkansas State	W	75-71
3/3	South Alabama	L	61-74

& - New Orleans Classic (New Orleans, La.)

! - Tangerine Bowl Tournament (Winter Park, Fla.)

% - Hatter Classic (DeLand, Fla.)

* - Connecticut Classic (Storrs, Ct.)

1976-77

Overall Record: 15-12

Head Coach: Dr. Glenn Wilkes

Date	Opponent	W/L	Result
11/27	at South Alabama	W	66-65
11/29	at Samford	L	69-74
12/3	& vs. Denver	L	63-65
12/4	& vs. Robert Morris	W	70-60
12/6	at Tennessee Tech	L	89-91
12/10	% Long Island	W	57-47
12/11	% St. Francis	W	76-75
12/18	#13 Clemson	L	64-78
12/20	Austin Peay (ot)	L	66-68
12/29	! vs. Fordham	W	68-56
12/30	! vs. Western Kentucky (ot)	W	71-70
1/3	The Citadel	L	71-67
1/6	Marshall	W	74-63
1/10	Hardin-Simmons	W	97-74
1/13	at Georgia Southern	L	72-73
1/18	Louisiana-Lafayette	L	67-74
1/22	at South Florida	W	57-56
1/27	at UNC Wilmington	W	78-71
1/29	at Richmond	L	60-69
2/3	Charleston Southern	W	83-73
2/5	South Florida	L	54-55
2/7	at Jacksonville	W	60-54
2/12	Florida State (ot)	L	80-87
2/16	Jacksonville	W	86-68
2/19	UNC Wilmington	W	86-78
2/26	Georgia Southern	W	78-72
2/28	Old Dominion	L	72-79

& - Indiana Hall of Fame (Terre Haute, Ind.)

% - Hatter Classic (DeLand, Fla.)

! - Tangerine Bowl Tournament (Winter Park, Fla.)

1977-78

Overall Record: 14-13

Head Coach: Dr. Glenn Wilkes

Date	Opponent	W/L	Result
11/26	at Louisiana-Lafayette	L	85-89
11/30	at Ohio State	L	71-108
12/2	Brown	W	84-75
12/3	Manhattan	L	88-92
12/7	Bethune-Cookman	W	71-66
12/9	% Arkansas State	W	71-55
12/10	% New Orleans	L	61-84
12/21	at South Florida	L	63-69
12/23	Colorado	L	53-65
12/28	! vs. William & Mary	L	60-61
12/29	! vs. Bowling Green	W	78-66
1/3	Richmond	W	73-56
1/7	St. Xavier	W	102-92
1/14	Maine	W	53-49
1/16	SUNY-Fredonia State	W	76-49

1/20	at Jacksonville	L	52-63
1/25	at South Carolina	W	81-59
1/28	Samford	W	62-56
2/4	at Clemson	L	65-85
2/6	at George Washington	L	73-96
2/9	Mercer	W	66-65
2/11	South Florida	W	86-74
2/13	Furman	L	71-77
2/15	at LaSalle	L	72-77
2/18	Northwestern (La.) State	W	85-70
2/22	at Mercer	L	64-68
3/1	Campbell	W	92-78

% - Hatter Classic (DeLand, Fla.)

! - Tangerine Bowl Tournament (Winter Park, Fla.)

1978-79

Overall Record: 15-12

Head Coach: Dr. Glenn Wilkes

Date	Opponent	W/L	Result
11/25	at #20 UNLV	L	83-84
11/27	at Colorado	L	71-74
11/30	vs. UNC Wilmington	L	82-92
12/2	Ohio	L	95-98
12/6	Jacksonville	W	83-71
12/8	Cleveland State	L	61-64
12/9	East Carolina	W	107-82
12/20	Chicago	W	96-52
12/22	LaSalle	W	90-76
12/28	! vs. American (2ot)	L	94-98
12/29	! vs. VMI	W	98-89
1/4	Evansville	W	76-73
1/6	Columbia (ot)	L	78-81
1/10	at South Florida	W	56-54
1/13	at Mercer	W	82-75
1/15	at Furman	W	91-85
1/20	Campbell	W	105-99
1/22	South Florida	W	100-89
1/27	George Washington	W	91-90
2/5	at Old Dominion	L	94-97
2/7	at Richmond	L	88-101
2/10	Air Force	W	67-62
2/13	at #10 Marquette	L	78-86
2/17	at Oral Roberts	L	97-126
2/19	at Samford	W	77-75
2/23	South Carolina (2ot)	W	86-82
2/28	Mercer	L	81-82

^ - at Gainesville, Fla.

! - Tangerine Bowl Tournament (Winter Park, Fla.)

1979-80

Overall Record: 15-12

Head Coach: Dr. Glenn Wilkes

Date	Opponent	W/L	Result
11/30	Indiana-Southeast	W	85-68
12/4	at Jacksonville	L	63-75
12/8	#3 Ohio State	L	50-69
12/15	SIU-Edwardsville	W	93-81
12/17	! vs. Manhattan	W	101-82
12/18	! vs. Rollins	W	84-68
12/20	Duquesne	L	67-76
12/22	Catholic	W	92-81
1/2	% Houston Baptist	L	68-69
1/3	% Lehigh	W	69-56
1/5	Dickinson	W	91-56
1/8	Buffalo	W	82-62
1/12	at LaSalle	L	64-74

1/14	at George Washington	L	79-97
1/17	Mercer	W	92-70
1/21	South Florida	W	76-70
1/24	at Air Force	L	57-58
1/26	at Samford	L	75-77
1/30	at Mercer	L	56-75
2/4	Old Dominion	L	64-66
2/9	Oral Roberts	W	81-75
2/11	Samford	W	68-65
2/14	Jacksonville	L	56-60
2/16	George Mason	W	110-90
2/18	at South Florida	L	72-81
2/20	Marquette	W	77-72
2/27	Florida A&M	W	80-70

! - Tangerine Bowl Classic (Winter Park, Fla.)

% - Hatter Classic (DeLand, Fla.)

1980-81

Overall Record: 18-9

Head Coach: Dr. Glenn Wilkes

Date	Opponent	W/L	Result
11/29	at Duke	L	49-67
12/1	Otterbein	W	79-77
12/5	% Appalachian State	W	65-58
12/6	% Florida A&M	L	74-80
12/12	! vs. Hofstra	W	76-72
12/13	! vs. UCF (2ot)	L	73-75
12/18	at South Florida	L	72-73
1/5	Robert Morris	W	77-66
1/7	West Chester	W	88-73
1/8	Siena	W	80-71
1/10	Buffalo	W	79-50
1/12	Louisiana-Lafayette	W	85-71
1/17	at Louisiana-Lafayette	L	75-96
1/19	at Samford	L	75-83
1/24	at Duquesne	L	58-59
1/26	at Old Dominion	L	65-75
1/31	at Mercer (ot)	W	63-62
2/3	Jacksonville	W	64-51
2/5	at Georgia Southern	W	81-77
2/12	Mercer	W	76-71
2/14	Samford	W	88-66
2/17	at Jacksonville (ot)	W	56-54
2/21	Bethune-Cookman	W	73-54
2/23	South Florida	W	54-45
2/25	Georgia Southern	W	106-83
2/28	New Orleans	W	77-64
3/4	at Marquette	L	58-91

! - Tangerine Bowl Tournament (Winter Park, Fla.)

% - Hatter Classic (DeLand, Fla.)

1981-82

Overall Record: 12-15

Head Coach: Dr. Glenn Wilkes

Date	Opponent	W/L	Result
11/27	& vs. Ball State	W	63-47
11/28	& vs. Clemson	L	72-79
12/2	at Auburn	L	59-60
12/5	Mercer	L	72-75
12/8	George Washington	W	75-68
12/11	! vs. Navy	W	80-56
12/12	! vs. Niagara	W	80-57
12/21	* at UNLV	L	59-66
12/22	* vs. Idaho	L	60-70
1/4	% Morehead State	W	68-61
1/5	% New Orleans	W	67-66

1/7	Robert Morris	W	80-76
1/11	UMBC	W	65-62
1/16	SUNY-Fredonia	W	97-60
1/18	Louisiana-Lafayette	W	77-69
1/21	at New Orleans	L	64-82
1/23	at Louisiana-Lafayette	L	54-72
1/28	Wisc.-Green Bay	W	72-61
1/30	at Mercer (ot)	L	76-77
2/3	Bethune-Cookman	L	76-82
2/10	Duke	W	88-81
2/15	Jacksonville	L	84-98
2/18	at #9 West Virginia	L	60-68
2/20	Old Dominion	L	66-68
2/23	at Jacksonville	L	59-60
2/27	LaSalle	L	69-71
3/6	Marquette	L	61-72

& - IPTAY Tournament (Clemson, S.C.)

! - Tangerine Bowl Tournament (Orlando, Fla.)

* - Rebel Roundup (Las Vegas, Nev.)

% - Hatter Classic (DeLand, Fla.)

1982-83

Overall Record: 19-9

Head Coach: Dr. Glenn Wilkes

Date	Opponent	W/L	Result
11/29	Bethune-Cookman	W	85-51
12/4	St. Francis (N.Y.)	W	64-62
12/6	Auburn	W	59-58
12/10	% Tennessee Tech	W	68-67
12/11	% Georgia State	W	64-63
12/18	Dartmouth	W	64-61
12/21	#16 West Virginia	W	76-69
12/29	! vs. Temple	W	79-73
12/30	! vs. Purdue	L	60-61
1/3	Fordham	L	56-57
1/5	Richmond	L	52-53
1/8	at Mercer	L	80-81
1/11	Utica	W	65-50
1/13	at Marshall	W	68-65
1/15	at Samford	W	93-70
1/18	Mercer	W	74-73
1/24	at New Orleans	W	78-72
1/25	at Louisiana-Lafayette	L	69-71
1/27	Eckerd	W	77-67
2/7	at Cincinnati	L	59-67
2/10	Samford	W	52-50
2/12	New Orleans	W	72-70
2/16	at Duke	L	80-89
2/21	Louisiana-Lafayette	L	72-74
2/23	Saint Leo	W	99-76
2/26	Ferris State	W	85-74
3/1	at Marquette (ot)	L	66-69
3/5	Charleston Southern	W	69-68

% - Hatter Classic (DeLand, Fla.)

! - Tangerine Bowl Tournament (Orlando, Fla.)

1983-84

Overall Record: 19-9

Head Coach: Dr. Glenn Wilkes

Date	Opponent	W/L	Result
11/26	at Florida	W	77-73
11/28	Mississippi College	W	68-67
12/6	Mercer	W	91-76
12/9	% Georgia Southern	W	81-68
12/10	% Houston Baptist	W	71-63
12/16	& at #3 Houston	L	71-92

YEAR-BY-YEAR RESULTS

2016-17 STETSON MEN'S BASKETBALL

12/17	& vs. Santa Clara	L	60-73
12/21	Florida A&M	W	94-72
12/29	! vs. UCF	W	74-58
12/30	! vs. South Carolina	L	51-64
1/2	Hartford	W	69-55
1/4	Army	W	69-51
1/7	Campbell	W	76-58
1/14	New Orleans	L	56-58
1/16	Charleston Southern	W	63-61
1/18	at Mercer	W	70-68
1/21	at UNC Wilmington	W	44-43
1/25	Armstrong State	W	44-72
2/4	at New Orleans	L	57-64
2/6	at Louisiana-Lafayette	W	66-59
2/9	Bethune-Cookman	W	105-58
2/11	Louisiana-Lafayette (ot)	L	69-73
2/15	#19 Duke	L	69-80
2/18	at Marquette	L	55-69
2/22	at Furman	L	61-64
2/25	Georgia State	W	79-62
2/27	UNC Wilmington	W	57-47
3/3	at Georgia State	W	90-69

% - Hatter Classic (DeLand, Fla.)
 & - Houston Kettle Classic (Houston, Texas)
 ! - Citrus Bowl Tournament (Orlando, Fla.)

1984-85

Overall Record: 12-16

Head Coach: Dr. Glenn Wilkes

Date	Opponent	W/L	Result
11/24	at Auburn	L	50-92
11/26	Furman	W	60-58
11/29	Presbyterian	L	63-66
12/4	Mercer	L	71-89
12/7	% Marist	W	59-57
12/8	% ETSU	W	65-55
12/14	& vs. St. Joseph's (Pa.)	L	55-57
12/15	& vs. Western Kentucky	L	47-70
12/20	Tennessee-Martin	L	61-75
12/22	Florida (OCCC)	L	54-70
12/27	! vs. Florida A&M	W	66-56
12/28	! vs. Ohio State	L	67-73
1/3	#9 North Carolina (OCCC)	L	71-85
1/5	St. Joseph's (Me.)	W	94-60
1/9	Brown	W	71-68
1/12	Louisiana-Lafayette	L	65-77
1/14	at Pan American	W	66-59
1/16	at Mercer	W	61-53
1/23	Armstrong State	W	74-64
1/28	New Orleans	W	90-74
2/2	at New Orleans	L	61-70
2/4	at Louisiana-Lafayette	L	72-89
2/11	Bethune-Cookman	W	100-83
2/13	at #7 Duke	L	51-94
2/16	at UCF	W	71-64
2/23	UCF	L	60-66
2/25	TX Pan American	L	64-74
3/3	at Oral Roberts	L	76-93

% - Hatter Classic (DeLand, Fla.)
 & - Indiana Classic (Bloomington, Ind.)
 ! - Florida Citrus Bowl Tournament (Orlando, Fla.)
 OCCC - Orange County Convention Center

1985-86

Overall Record: 10-18

Head Coach: Dr. Glenn Wilkes

Date	Opponent	W/L	Result
11/26	at Purdue	L	52-88
11/30	Mercer	W	75-72
12/2	Bethune-Cookman	W	103-78
12/6	% Brooklyn	W	76-69
12/7	% Loyola (Md.)	L	62-69
12/14	Auburn (OC)	L	54-77
12/16	Northeastern	L	61-75
12/29	Dartmouth	W	79-53
12/21	Rider	W	71-63
12/30	at Florida	L	66-69
1/2	Xavier	L	70-77
1/4	Fordham (OC)	L	61-71
1/9	Towson State	W	61-60
1/11	at Rollins	W	80-70
1/18	at TX San Antonio	L	91-93
1/20	at TX Pan American	L	54-77
1/28	at Mercer	L	53-67
2/1	at New Orleans	L	52-64
2/3	at Louisiana-Lafayette	L	55-83
2/6	New Orleans	L	60-78
2/8	TX San Antonio	W	68-64
2/11	#2 Duke (OC)	L	66-85
2/15	at UCF	W	87-81
2/19	Marquette (OC)	L	63-68
2/22	Louisiana-Lafayette	L	69-82
2/24	Texas-Pan American	L	69-73
3/1	at Wake Forest	L	61-69
3/5	UCF	W	87-59

% - Hatter Classic (DeLand, Fla.)
 OC - Ocean Center

1986-87

Overall Record: 18-13 (13-5 A-Sun)

Head Coach: Dr. Glenn Wilkes

Date	Opponent	W/L	Result
11/28	#4 Purdue (OC)	L	65-97
12/1	Florida (OC)	L	75-98
12/3	at #1 North Carolina	L	64-100
12/6	* at Centenary	W	82-64
12/15	Cincinnati	W	60-55
12/19	& Eastern Kentucky (OC)	W	88-68
12/20	& Georgia (OC)	L	83-94
1/3	* at Mercer	W	57-56
1/5	* at Georgia State	L	61-71
1/10	* at Georgia Southern	L	64-65
1/12	at Florida State	L	75-83
1/15	* Centenary (La.)	W	100-78
1/17	* Houtson Baptist	W	78-77
1/24	* at UALR	L	71-72
1/26	* at Houston Baptist	L	66-76
1/29	* Hardin-Simmons	W	94-74
1/31	* TX San Antonio	W	79-75
2/2	at #13 Duke	L	59-62
2/4	* Mercer	W	71-65
2/5	* at Samford	W	72-60
2/7	at Marquette	L	68-76
2/9	* Georgia State	W	91-86
2/12	* Georgia Southern	W	68-61
2/16	* at Hardin-Simmons	W	76-63
2/17	* at TX San Antonio	W	80-69
2/21	at Chaminade	W	77-72
2/26	* Samford	W	65-63

2/28	* UALR	L	64-66
3/5	\$ vs. Mercer	W	75-68
3/6	\$ vs. Houston Baptist	W	73-68
3/7	\$ vs. Georgia Southern	L	46-49

OC - Ocean Center
 & - Hawaiian Tropic Classic (Daytona Beach, Fla.)
 \$ - Atlantic Sun Tournament (Little Rock, Ark.)

1987-88

Overall Record: 13-15 (8-10 A-Sun)

Head Coach: Dr. Glenn Wilkes

Date	Opponent	W/L	Result
11/27	Rollins	W	70-61
11/30	Bethune-Cookman	W	90-63
12/3	at #1 North Carolina	L	74-86
12/16	Florida State (OC)	L	67-80
12/18	Georgia Southwestern	W	98-52
12/22	Northeastern	W	78-73
12/30	Southern Illinois	W	98-96
1/2	* at Hardin-Simmons	W	71-68
1/4	* at UTSA	L	62-81
1/7	* Mercer	W	79-67
1/9	* Georgia State	W	95-79
1/16	* at Georgia Southern	L	51-74
1/21	* at Centenary (La.)	L	85-94
1/23	* at Houston Baptist	L	66-67
1/25	#9 Duke (OC)	L	78-81
1/28	* Samford	W	80-67
1/30	* UALR	W	86-68
2/4	* Hardin-Simmons	L	77-81
2/6	* UTSA	L	72-74
2/8	Marquette (OC)	L	57-70
2/11	* at Mercer	L	74-86
2/13	* at Georgia State	L	58-64
2/20	* Georgia Southern	L	58-61
2/25	* Centenary (La.)	W	90-65
2/27	* Houston Baptist	W	65-49
3/3	* at Samford	W	86-75
3/5	* at UALR	L	81-125
3/10	\$ UTSA (OC)	L	74-78

OC - Ocean Center
 \$ - Atlantic Sun Tournament (Daytona Beach, Fla.)

1988-89

Overall Record: 17-12 (10-8 A-Sun)

Head Coach: Dr. Glenn Wilkes

Date	Opponent	W/L	Result
11/26	* at Houston Baptist	W	77-71
11/30	at Bethune-Cookman	W	79-68
12/5	at #1 Duke	L	62-90
12/7	Western Michigan	W	82-73
12/9	at #13 Florida State	L	74-91
12/17	* at UALR	L	70-88
12/19	* at Samford	W	87-68
12/30	William & Mary	W	91-82
1/2	Liberty	W	88-66
1/5	* Mercer	W	81-64
1/7	* Georgia State	L	82-90
1/11	Wake Forest (OC)	L	73-84
1/14	* Georgia Southern	L	56-60
1/16	South Florida	W	75-73
1/19	* at Hardin-Simmons	W	80-54
1/21	* at UTSA	W	82-78
1/26	* Centenary (La.)	W	82-78
1/28	* Houston Baptist	W	61-54
2/4	* at Georgia State	L	69-75

2/6	* at Mercer	L	76-83
2/11	* at Georgia Southern	L	67-76
2/16	* UTSA	L	88-95
2/18	* Hardin-Simmons	W	95-69
2/25	* at Centenary (La.)	L	79-85
2/27	Oral Roberts (OC)	W	94-83
3/2	* UALR	W	87-78
3/4	* Samford	W	70-65
3/7	\$ vs. Georgia State	W	106-63
3/8	\$ at UALR	L	59-60

OC - Ocean Center
 \$ - Atlantic Sun Tournament (Little Rock, Ark.)

1989-90

Overall Record: 15-17 (8-8 A-Sun)

Head Coach: Dr. Glenn Wilkes

Date	Opponent	W/L	Result
11/24	^ vs. Bradley	W	74-67
11/25	^ vs. Clemson	L	61-62
11/26	^ vs. Eastern Michigan	L	83-88
11/29	Eckerd	W	75-74
12/1	& vs. Loyola Marymount	L	95-125
12/2	& vs. Campbell	W	77-63
12/5	at South Florida	L	54-68
12/8	% Bethune-Cookman	W	116-87
12/9	% Eastern Michigan	L	82-89
12/16	* Hardin-Simmons	W	66-64
12/18	* UTSA	L	74-90
12/20	Drexel	W	87-77
12/22	at Florida State	L	83-92
12/30	Texas	L	82-102
1/4	* at Samford	W	79-77
1/6	* at UALR	L	62-64
1/13	* Georgia Southern	L	70-71
1/18	* Centenary (La.)	L	97-112
1/25	* at Georgia State	L	64-82
1/27	* at Mercer	W	68-58
2/1	* UALR	L	89-92
2/3	* Samford	W	82-75
2/10	* at Georgia Southern	L	66-75
2/12	#4 Duke (OA)	L	67-102
2/17	* at Centenary (La.)	L	88-114
2/22	* Mercer	W	78-70
2/24	* Georgia State	W	92-83
2/27	at Bethune-Cookman	W	113-95
3/1	* at Hardin-Simmons	W	92-80
3/3	* at UTSA	W	87-83
3/6	\$ vs. Georgia Southern	W	80-55
3/7	\$ vs. Centenary (La.) (ot)	L	93-97

* Atlantic Sun Conference game
 ^ - Puerto Rico Shootout (San Juan, Puerto Rico)
 & - Gator Bowl Classic (Jacksonville, Fla.)
 % - Hatter Classic (DeLand, Fla.)
 OA - Orlando Arena
 \$ - Atlantic Sun Tournament (Little Rock, Ark.)

1990-91

Overall Record: 15-16 (9-5 A-Sun)

Head Coach: Dr. Glenn Wilkes

Date	Opponent	W/L	Result
11/24	at Purdue	W	58-56
11/26	at Florida International	L	84-88
11/30	% Hofstra	L	62-64
12/1	% Bethune-Cookman	W	63-60
12/4	at UNC Wilmington	L	58-62
12/6	Bethune-Cookman	L	72-73

12/15	at South Florida	L	61-63
12/21	at BYU	W	77-75
12/28	& vs. California	W	69-66
12/29	& vs. #11 Pittsburgh	L	69-84
12/30	& vs. Wichita State	L	58-69
1/4	South Florida	L	71-72
1/9	at Bethune-Cookman	W	84-73
1/12	* at Georgia Southern	L	67-71
1/14	Florida State (OA)	L	64-69
1/19	* at Georgia State	W	84-69
1/21	* at Mercer	W	83-54
1/24	* Centenary (La.)	W	93-63
1/26	* UTSA	L	87-103
1/31	* at Samford	W	80-70
2/2	* at UALR	W	69-61
2/9	* Georgia Southern	L	62-78
2/14	* Mercer	W	68-55
2/16	* Georgia State	W	70-61
2/18	Florida International	W	89-67
2/21	* at Centenary (La.)	L	87-94
2/23	* at UTSA	L	80-87
2/25	at Texas	L	83-96
2/28	* Samford	W	81-59
3/2	* UALR	W	89-74
3/5	§ Georgia State	L	64-70

% - Hatter Classic (DeLand, Fla.)

& - Rainbow Classic (Honolulu, HI)

OA - Orlando Arena

§ - Atlantic Sun Tournament (DeLand, Fla.)

1991-92

Overall Record: 11-17 (6-8 A-Sun)

Head Coach: Dr. Glenn Wilkes

Date	Opponent	W/L	Result
11/22	at South Florida	L	75-91
11/25	Bethune-Cookman	W	106-85
11/27	Delaware	L	85-103
11/30	Saint Leo	W	143-125
12/6	% UNC Asheville	W	91-88
12/7	% Monmouth	L	66-87
12/17	at Purdue	L	75-101
12/21	UNC Wilmington	L	87-90
12/30	Iona (ot)	L	102-105
1/2	Radford	L	57-66
1/4	at Mississippi	L	64-84
1/8	Barry	W	82-79
1/11	* at Florida International	L	62-78
1/16	* Samford	W	71-70
1/18	* Georgia State	W	81-73
1/23	* at Centenary (La.)	L	64-69
1/25	* at Southeastern La.	W	85-81
1/30	* Georgia Southern	L	67-103
2/1	* Mercer	W	87-78
2/8	* Florida International (ot)	L	65-68
2/13	* at Samford	L	59-75
2/15	* at Georgia State	L	66-71
2/17	SMU	W	83-63
2/20	* Centenary (La.)	W	91-88
2/22	* Southeastern La.	W	80-75
2/27	* at Georgia Southern	L	76-104
2/29	* at Mercer	L	66-79
3/6	§ vs. Samford	L	44-58

% - Hatter Classic (DeLand, Fla.)

§ - Atlantic Sun Tournament (Statesboro, Ga.)

1992-93

Overall Record: 14-13 (6-6 A-Sun)

Head Coach: Dr. Glenn Wilkes

Date	Opponent	W/L	Result
12/1	at Florida	L	52-70
12/4	% Bethune-Cookman	W	2-0 F
12/5	% Central Michigan	L	83-84
12/11	& vs. Michigan State	L	59-78
12/12	& vs. Cal St.-Northridge	L	61-65
12/19	McNeese State	L	74-80
12/30	at SMU	L	77-87
1/2	St. Joseph's (Maine)	L	82-75
1/4	Buffalo (ot)	W	89-82
1/7	at Bethune-Cookman	W	82-79
1/9	* Florida International	L	63-66
1/11	Florida Atlantic	W	63-60
1/14	* at Samford	L	71-88
1/16	* at Georgia State	L	81-93
1/18	UCF	W	98-81
1/21	* Centenary (La.)	W	81-77
1/23	* Southeastern La.	W	83-77
1/30	* at Mercer	L	70-75
2/1	North Florida	W	95-75
2/6	* at Florida International	L	75-82
2/11	* Samford	W	76-57
2/13	* Georgia State	L	89-100
2/15	South Florida (OA)	L	73-89
2/18	* at Centenary (La.) (ot)	W	95-82
2/20	* at Southeastern La.	W	79-74
2/27	* Mercer	W	94-87
3/2	at UCF	W	95-82

% - Hatter Classic (DeLand, Fla.)

& - Los Angeles Classic (Los Angeles, Calif.)

OA - Orlando Arena

1993-94

Overall Record: 14-15 (9-7 A-Sun)

Head Coach: Dan Hipsher

Date	Opponent	W/L	Result
11/27	at Jacksonville	L	69-95
11/30	at South Florida	L	55-62
12/11	at Florida	L	44-90
12/13	Florida Atlantic	W	94-78
12/18	West Florida	W	89-66
12/29	% Rider	L	67-69
12/30	% Northeastern	W	81-72
1/6	* at Georgia State	W	69-63
1/8	* at Samford	W	43-40
1/13	* Mercer	W	67-63
1/15	* College of Charleston	L	48-53
1/17	* at Florida International	W	75-67
1/22	* UCF (ot)	L	91-96
1/27	* at Southeastern La.	L	76-88
1/29	* at Centenary (La.)	L	73-90
1/31	at Georgia	L	61-79
2/3	* Samford	W	56-52
2/5	* Georgia State	L	61-80
2/7	at Florida Atlantic (ot)	L	78-82
2/10	* Florida International	W	61-58
2/12	* at Mercer	W	80-71
2/14	* at College of Charleston	L	47-70
2/16	South Florida (OA)	L	58-82
2/19	* at UCF	L	77-82
2/26	* Centenary (La.)	W	77-67
2/28	* Southeastern La.	W	74-71
3/3	§ vs. Southeastern La.	W	91-61

3/4	§ vs. Samford	W	54-42
3/5	§ at Central Florida	L	67-70

% - Hatter Classic (DeLand, Fla.)
OA - Orlando Arena
§ - Atlantic Sun Tournament (Orlando, Fla.)

1994-95

Overall Record: 15-12 (11-5 A-Sun)

Head Coach: Dan Hipsher

Date	Opponent	W/L	Result
11/25	at #10 Florida	L	64-73
11/30	Jacksonville	L	77-89
12/7	at Furman	W	70-66
12/10	Embry-Riddle	W	72-69
12/20	Radford	W	87-78
12/22	DePaul	L	69-98
12/29	% at Toledo	L	66-73
12/30	% vs. Texas Southern	W	91-77
1/5	* UCF (ot)	W	83-80
1/7	* Campbell	W	78-58
1/9	* at College of Charleston	L	59-73
1/12	at Florida Atlantic	L	66-73
1/14	* Centenary (La.)	W	94-60
1/19	* at Florida International	W	76-69
1/21	* at UCF	W	78-65
1/23	* Samford	W	83-62
1/28	* at Southeastern La.	W	90-85
1/30	* at Centenary (La.) (ot)	L	83-86
2/4	* Mercer	L	83-87
2/6	* Southeastern La.	W	83-71
2/8	Florida Atlantic	L	63-65
2/11	* at Mercer	W	92-79
2/16	* College of Charleston	L	62-73
2/18	* at Georgia State	W	67-64
2/20	* at Samford	W	90-80
2/25	* Florida International	L	61-62
3/2	§ vs. Florida International	L	56-63

% - Holiday Classic (Toledo, Ohio)
§ - Atlantic Sun Tournament (Orlando, Fla.)

1995-96

Overall Record: 10-17 (6-10 A-Sun)

Head Coach: Randy Brown

Date	Opponent	W/L	Result
11/24	% at #18 Stanford	L	60-92
11/25	% vs. Yale	W	78-58
11/29	at DePaul	L	57-90
12/4	at Jacksonville	L	66-74
12/9	Embry-Riddle	W	76-53
12/16	West Florida	W	85-65
12/20	at Florida	L	46-78
12/22	Mississippi Valley State	L	61-81
12/28	Wisconsin-Milwaukee	L	57-73
12/30	Furman	W	66-53
1/4	* at Samford	L	54-56
1/6	* at Jacksonville State	L	67-96
1/11	* Southeastern La.	L	79-94
1/13	* Centenary (La.)	W	96-83
1/18	* Georgia State	W	73-61
1/20	* at Mercer	L	67-77
1/25	* Florida International	W	87-68
1/27	* Florida Atlantic	W	84-76
2/1	* at Campbell	W	75-62
2/3	* at College of Charleston	L	50-63
2/5	* UCF	L	66-75
2/8	* Campbell	L	50-53

2/10	* College of Charleston	L	58-68
2/17	* at UCF	L	62-73
2/22	* at Florida Atlantic	L	72-83
2/24	* at Florida International	W	82-73
2/29	§ Campbell	L	59-67

% - Stanford Classic (Palo Alto, Calif.)
§ - Atlantic Sun Tournament (DeLand, Fla.)

1996-97

Overall Record: 9-18 (5-11 A-Sun)

Head Coach: Randy Brown

Date	Opponent	W/L	Result
11/23	Palm Beach Atlantic	W	80-68
11/25	at Furman	L	49-53
11/27	William & Mary	W	73-68
11/30	at Wisconsin-Milwaukee	L	56-68
12/2	Tennessee Temple	W	76-58
12/14	at Florida	L	47-57
12/17	at Mississippi	L	50-78
12/21	Youngstown State	L	54-72
12/28	SMU	L	52-72
12/30	The Citadel	W	52-50
1/2	* Samford	L	45-46
1/4	* Jacksonville State	W	86-78
1/9	* at Southeastern La.	L	62-64
1/11	* at Centenary (La.)	W	68-62
1/16	* at Georgia State (ot)	L	52-57
1/18	* Mercer	W	75-67
1/23	* at Florida International	L	72-78
125	* at Florida Atlantic	L	55-72
1/30	* Campbell	L	66-80
2/1	* College of Charleston	L	56-77
2/3	* at UCF	W	71-59
2/6	* at Campbell	L	66-78
2/8	* at College of Charleston	L	44-62
2/15	* UCF	W	85-70
2/20	* Florida Atlantic	L	60-62
2/22	* Florida International	L	77-85
2/27	§ vs. Samford	L	51-60

§ - Atlantic Sun Tournament (Charleston, S.C.)

1997-98

Overall Record: 11-15 (8-8 A-Sun)

Head Coach: Murray Arnold

Date	Opponent	W/L	Result
11/15	at William & Mary	L	51-72
11/17	West Florida	L	79-81
11/21	at Florida	L	69-79
11/29	Furman (ot)	W	75-73
12/4	Bethune-Cookman	W	69-65
12/13	at The Citadel	L	64-77
12/20	Catholic	W	86-70
12/28	at SMU	L	45-76
12/29	at Rice	L	55-75
1/3	* at Georgia State	W	69-65
1/5	* at Mercer	W	76-64
1/10	* Centenary (La.)	W	83-70
1/12	* Troy State	W	83-67
1/15	* Jacksonville State	L	58-61
1/17	* at Samford	L	79-98
1/22	* Campbell	W	82-60
1/24	* College of Charleston	L	63-67
1/29	* at Florida Atlantic	W	60-57
1/31	* at Florida International	L	80-101
2/2	* at UCF	L	74-77
2/5	* Florida International	L	60-73

YEAR-BY-YEAR RESULTS

2016-17 STETSON MEN'S BASKETBALL

2/7	*	Florida Atlantic	W	81-61
2/14	*	UCF	L	84-88
2/19	*	at College of Charleston	L	53-67
2/21	*	at Campbell	W	78-75
2/26	\$	vs. Georgia State	L	59-80

\$ - Atlantic Sun Tournament (Charleston, S.C.)

2/10	*	at Samford	L	57-92
2/12	*	at Jacksonville State	L	65-71
2/17	*	Georgia State	L	66-74
2/19	*	Campbell	L	61-67
2/24	*	Jacksonville	W	83-79
3/1	\$	vs. Florida Atlantic	L	56-66

& - Capital City Classic (Tallahassee, Fla.)

\$ - Atlantic Sun Tournament (Jacksonville, Fla.)

1/28	*	at Mercer	W	58-55
2/2	*	Campbell	W	72-69
2/4	*	Georgia State	L	79-94
2/7	*	at Jacksonville State	L	78-90
2/9	*	at Samford	L	50-57
2/14	*	at Belmont (ot)	W	82-79
2/21	*	UCF	L	65-78
2/23	*	Florida Atlantic	L	74-77

2/12	*	at Florida Atlantic (ot2)	W	76-72
2/14	*	at UCF	L	54-74
2/19	*	Belmont	L	67-88
2/21	*	Lipscomb	W	70-67
2/29	*	Troy State	L	66-68
3/4	\$	vs. Georgia State	L	47-55

\$ - Atlantic Sun Tournament (Nashville, Tenn.)

1998-99

Overall Record: 14-13 (10-6 A-Sun)

Head Coach: Murray Arnold

Date	Opponent	W/L	Result
11/14	at Furman	L	59-66
11/16	at #24 Clemson	L	39-66
11/21	Flagler	W	89-64
11/25	Charleston Southern	W	82-74
11/28	at Tulane	L	60-80
12/5	The Citadel	W	83-60
12/9	at Bethune-Cookman	L	65-71
12/19	Belmont	L	60-71
12/21	at Notre Dame	L	55-79
12/29	Anderson (SC)	W	73-40
1/4	* Centenary (La.)	W	68-55
1/7	* at Jacksonville	W	62-47
1/11	* at Centenary	L	77-85
1/14	* at Florida Atlantic	W	73-57
1/16	* at UCF	L	65-84
1/21	* Troy State	W	86-73
1/23	* Mercer	W	85-67
1/28	* at Campbell	W	83-67
1/30	* at Georgia State	L	61-76
2/4	* Jacksonville State	W	59-44
2/6	* Samford	L	66-73
2/9	* UCF	L	68-80
2/13	* at Troy State	W	80-76
2/15	* at Mercer	W	60-43
2/18	* Florida Atlantic	W	87-61
2/20	* Jacksonville (ot)	L	61-62
2/25	\$ vs. Centenary (La.)	L	54-57

\$ - Atlantic Sun Tournament (Jacksonville, Fla.)

1999-2000

Overall Record: 13-15 (8-10 A-Sun)

Head Coach: Murray Arnold

Date	Opponent	W/L	Result
11/20	Puerto Rico-Mayaguez	W	79-51
11/22	Furman	W	63-60
11/26	at NC State	L	45-79
12/4	* Jacksonville State	L	52-57
12/6	* at Mercer	W	77-74
12/8	at The Citadel	W	70-60
12/18	at Charleston Southern	L	73-76
12/20	at Vanderbilt	L	62-94
12/22	at Belmont	W	67-57
12/28	& vs. Weber State	L	81-82
12/29	& at Florida A&M	W	66-62
1/4	* Samford	L	57-73
1/8	* at Campbell	L	60-66
1/10	* at Georgia State	L	64-79
1/15	* at Jacksonville	W	71-69
1/20	* Florida Atlantic	W	76-56
1/22	* UCF	W	88-86
1/24	* at Troy State	L	64-75
1/29	* at Florida Atlantic	W	73-62
1/31	* at UCF	W	75-61
2/3	* Troy State	W	88-71
2/5	* Mercer	L	74-86

2000-01

Overall Record: 17-12 (11-7 A-Sun)

Head Coach: Murray Arnold / Derek Waugh

Date	Opponent	W/L	Result
11/18	Elon	W	75-46
11/21	Flagler	W	89-67
11/27	at Charleston Southern	W	85-59
12/2	* at Samford	L	57-64
12/4	* Mercer (ot)	L	76-80
12/7	at Western Carolina	L	64-74
12/9	at Furman	L	66-85
12/20	Birmingham-Southern	W	84-68
12/28	at Missouri State	W	80-76
12/30	at Missouri	L	64-89
1/3	* at Jacksonville State	L	66-69
1/6	* Georgia State	W	71-66
1/8	* Campbell	W	66-59
1/13	* Jacksonville	W	78-68
1/17	* at UCF	W	77-68
1/20	* at Florida Atlantic	W	85-73
1/22	* Troy State (2ot)	L	83-85
1/27	* UCF	W	83-65
1/29	* Florida Atlantic	W	92-80
2/1	* at Mercer	L	72-81
2/3	* at Troy State	W	88-86
2/8	* Jacksonville State	W	73-59
2/10	* Samford	W	74-59
2/15	* at Campbell	W	76-71
2/17	* at Georgia State	L	65-68
2/21	Belmont (2ot)	L	85-94
2/24	* at Jacksonville	L	64-82
3/1	\$ vs. Mercer	W	71-67
3/2	\$ vs. Troy State	L	69-78

\$ - Atlantic Sun Tournament (Atlanta, Ga.)

2001-02

Overall Record: 10-16 (7-13 A-Sun)

Head Coach: Derek Waugh

Date	Opponent	W/L	Result
11/17	Webber International	W	87-57
11/19	at College of Charleston	L	58-74
11/24	at Birmingham Southern	W	82-69
11/29	* at Florida Atlantic	L	71-82
12/1	* at Jacksonville	L	57-67
12/6	Western Carolina (2ot)	W	104-102
12/16	* Belmont	W	106-95
12/22	at Texas Tech	L	47-101
12/28	at #3 Florida	L	66-94
1/2	* at UCF	L	69-75
1/5	* Samford	L	67-89
1/7	* Jacksonville State	W	89-83
1/10	* at Georgia State	L	73-89
1/12	* at Campbell	L	82-91
1/17	* Troy State	L	68-94
1/19	* Mercer	W	76-71
1/22	* Jacksonville	W	68-58
1/26	* at Troy State	L	65-68

2002-03

Overall Record: 6-20 (4-12 A-Sun)

Head Coach: Derek Waugh

Date	Opponent	W/L	Result
11/24	at Colorado	L	74-107
11/26	at Air Force	L	43-72
11/30	Charleston Southern	L	62-68
12/2	at Birmingham Southern	L	59-75
12/7	* at Jacksonville State (ot)	L	82-101
12/15	#25 Coll. of Charleston	L	64-66
12/18	at Florida State	L	76-93
12/28	& vs. Dartmouth	L	74-86
12/29	& vs. New Hampshire	W	75-69
1/4	* Mercer	L	72-86
1/6	* Troy State	L	81-85
1/10	* Jacksonville	L	71-75
1/13	Lipscomb	W	73-68
1/18	* at UCF	L	70-82
1/20	* at Florida Atlantic	L	64-71
1/23	* Gardner-Webb	W	78-63
1/25	* Campbell	W	69-57
1/31	* Georgia State	L	71-78
2/6	* at Samford	L	71-79
2/8	* at Belmont	W	85-80
2/13	* Florida Atlantic	W	83-78
2/15	* UCF	L	82-90
2/17	at Lipscomb	L	64-87
2/22	* at Jacksonville	L	58-73
2/27	* at Troy State	L	70-117
3/1	* at Mercer	L	84-101

& - Poinsettia Holiday Classic (Greenville, S.C.)

2003-04

Overall Record: 12-15 (10-10 A-Sun)

Head Coach: Derek Waugh

Date	Opponent	W/L	Result
11/21	Flagler	W	78-56
11/24	Puerto Rico-Mayaguez	W	74-60
12/2	at Miami (Fla.)	L	70-91
12/6	at #2 Florida	L	61-74
12/15	* at Troy State	L	67-87
12/20	Colorado State	L	70-79
12/30	#25 Florida State	L	72-87
1/3	* at Lipscomb	L	66-73
1/5	* at Belmont	L	58-77
1/9	* UCF	L	58-71
1/11	* Florida Atlantic (ot)	W	91-89
1/14	* Jacksonville	W	66-64
1/17	* at Gardner-Webb	W	72-64
1/19	* at Campbell	W	74-60
1/22	* Mercer	W	77-68
1/24	* Georgia State	L	62-93
1/27	* at Jacksonville	L	74-80
1/30	* at Mercer	L	62-76
2/1	* at Georgia State (ot)	W	66-65
2/5	* Campbell	W	75-72
2/7	* Gardner-Webb	W	62-48

2004-05

Overall Record: 10-17 (8-12 A-Sun)

Head Coach: Derek Waugh

Date	Opponent	W/L	Result
11/19	Flagler	W	63-51
11/26	at South Florida	L	65-93
12/2	* Mercer	L	76-89
12/4	* Georgia State	W	79-70
12/8	at Florida	L	54-93
12/18	at Miami (Fla.)	L	50-81
12/23	at Florida State	L	61-71
12/28	at Colorado State	L	57-93
12/31	at Georgia	W	56-52
1/3	* at Jacksonville	W	68-63
1/7	* Troy	L	53-56
1/9	* at Florida Atlantic (ot)	L	69-81
1/11	* at UCF	L	66-70
1/15	* Belmont	W	71-68
1/17	* Lipscomb	W	71-66
1/20	* at Gardner-Webb	L	68-82
1/22	* at Campbell	W	80-61
1/26	* Jacksonville	L	58-70
1/29	* Gardner-Webb	W	69-62
1/31	* Campbell	W	70-51
2/3	* at Belmont	L	69-70
2/5	* at Lipscomb	W	73-71
2/10	* UCF	L	62-71
2/12	* Florida Atlantic	L	75-81
2/20	* at Troy	L	72-80
2/25	* at Mercer	L	73-74
2/27	* at Georgia State	L	63-84

2005-06

Overall Record: 14-18 (11-9 A-Sun)

Head Coach: Derek Waugh

Date	Opponent	W/L	Result
11/18	& at NC State	L	61-91
11/19	& vs Delaware	L	64-67
11/20	& vs The Citadel	L	60-73
11/26	at UCF	L	66-74
12/1	* at Campbell	L	70-84
12/3	* at Gardner-Webb	L	68-70
12/6	South Florida	L	52-77
12/17	^ at Georgetown	L	50-70
12/20	at Florida State	L	57-75
12/27	at Miami (Fla.)	L	56-65
1/2	* North Florida	W	52-40
1/5	* Jacksonville	W	69-57
1/9	* at Florida Atlantic	L	62-77
1/14	* at Belmont	L	79-87
1/16	* at Lipscomb	L	52-57
1/19	* ETSU	L	72-81
1/21	* Kennesaw State	L	57-73
1/24	* Mercer (ot)	L	81-82
1/28	* at ETSU (ot)	W	74-71
1/30	* at Kennesaw State	W	80-68
2/2	Savannah State	W	70-60
2/4	* Belmont	L	68-75

2016-17 STETSON MEN'S BASKETBALL

YEAR-BY-YEAR RESULTS

2/6	*	Lipscomb	W	85-67	12/3	at Bethune-Cookman	L	51-52
2/10	*	at Mercer	W	73-72	12/17	at #22 Miami (Fla.)	L	53-89
2/12	*	Florida Atlantic	W	56-49	12/20	at Savannah State	W	70-62
2/15		at Savannah State	W	62-53	12/29	at Longwood	L	76-78
2/17	*	at North Florida (ot)	W	81-77	12/31	Charleston Southern	W	76-70
2/19	*	at Jacksonville	W	81-66	1/3	* at Jacksonville (3ot)	L	94-98
2/23	*	Campbell	W	81-79	1/5	* at North Florida (ot)	W	71-69
2/25	*	Gardner-Webb	W	77-65	1/11	* at FGCU	W	70-62
3/2	\$	Florida Atlantic	W	54-44	1/17	* Kennesaw State	W	66-54
3/3	\$	Belmont	L	59-72	1/19	* Mercer	W	76-74

& - Hispanic College Fund Classic (Raleigh, N.C.)

^ - Hispanic College Fund Classic (Washington, D.C.)

* - Atlantic Sun Conference game

\$ - Atlantic Sun Conference Tournament (Johnson City, Tenn.)

2006-07

Overall Record: 11-20 (6-12 A-Sun)

Head Coach: Derek Waugh

Date	Opponent	W/L	Result
11/10	\$ vs. Army	L	68-80
11/11	\$ vs. North Carolina A&T	W	72-69
11/12	\$ at Missouri	L	45-66
11/18	at UCF	L	60-73
11/20	Palm Beach Atlantic	W	80-63
11/27	at South Florida (2ot)	L	72-77
11/30	* Kennesaw State	W	61-56
12/2	* ETSU	L	61-75
12/5	Florida State	L	63-82
12/16	at Miami (Fla.)	L	64-89
12/20	at Florida	L	67-88
12/23	at Savannah State	W	58-46
12/30	Skidmore	W	85-55
1/2	* at Mercer	L	63-84
1/7	* at Lipscomb	L	68-79
1/9	* at Belmont	L	71-73
1/13	* Gardner-Webb	L	64-77
1/15	* Campbell	W	82-73
1/18	* at North Florida (ot)	W	63-60
1/20	* at Jacksonville	L	65-69
1/26	* Mercer	L	66-78
2/1	* Belmont	L	58-62
2/3	* Lipscomb	W	69-67
2/8	* at Campbell	L	82-104
2/10	* at Gardner-Webb	L	48-73
2/13	Savannah State	W	88-74
2/15	* North Florida	W	74-63
2/18	* Jacksonville	W	62-57
2/22	* at ETSU	L	49-84
2/24	* at Kennesaw State	L	67-72
3/1	& vs. ETSU	L	61-77

\$ - John Thompson Classic, Columbia, MO

* - Atlantic Sun Conference game

& - Atlantic Sun Conference Tournament

2007-08

Overall Record: 16-16 (11-5 A-Sun)

Head Coach: Derek Waugh

Date	Opponent	W/L	Result
11/9	Palm Beach Atlantic	W	56-54
11/13	\$ at UAB	L	49-86
11/16	\$ vs. Florida Atlantic	L	62-68
11/17	\$ vs. Rhode Island	L	65-80
11/18	\$ vs. Georgia Southern	L	55-68
11/21	Bethune-Cookman	W	62-51
11/27	at Florida	L	48-71
11/30	at Florida State	L	59-72

12/3	at Bethune-Cookman	L	51-52
12/17	at #22 Miami (Fla.)	L	53-89
12/20	at Savannah State	W	70-62
12/29	at Longwood	L	76-78
12/31	Charleston Southern	W	76-70
1/3	* at Jacksonville (3ot)	L	94-98
1/5	* at North Florida (ot)	W	71-69
1/11	* at FGCU	W	70-62
1/17	* Kennesaw State	W	66-54
1/19	* Mercer	W	76-74
1/21	Longwood	W	68-60
1/24	* at Gardner-Webb	L	50-55
1/26	* at Campbell	W	57-52
1/31	* Belmont	L	75-83
2/2	* at Lipscomb	L	53-77
2/8	* USC Upstate	W	72-64
2/10	* ETSU	W	68-56
2/14	* at Kennesaw State	L	67-75
2/16	* at Mercer	W	75-73
2/19	Savannah State	L ot	60-63
2/23	* FGCU	W ot	69-66
2/28	* North Florida	W	73-56
3/1	* Jacksonville	W	81-64
3/6	& vs. Gardner Webb	L	63-82

\$ - Glenn Wilkes Classic

* - Atlantic Sun Conference game

& - Atlantic Sun Conference Tournament

2008-09

Overall Record: 13-17 (9-11 A-Sun)

Head Coach: Derek Waugh

Date	Opponent	W/L	Result
11/14	at #7 Texas	L	38-68
11/18	Bethune-Cookman (ot)	W	64-58
11/20	at Florida State	L	77-79
11/24	Johnson & Wales	W	59-36
11/29	at #22 Miami (Fla.)	L	65-79
12/4	* FGCU	W	76-71
12/15	* Campbell	W	63-56
12/17	Webber International	W	80-35
12/20	at Missouri	L	44-78
12/30	at Florida	L	57-78
1/3	* at Belmont	L	57-82
1/5	* at Lipscomb	W	76-68
1/8	* at FGCU	L	76-85
1/10	* ETSU	L	67-73
1/12	* USC Upstate	W	56-50
1/16	* at Kennesaw State	W	69-52
1/18	* at Mercer (ot)	L	98-101
1/23	* Jacksonville	L	61-84
1/25	* North Florida	L	53-55
1/31	* Lipscomb (ot)	W	85-81
2/2	* Belmont	W	82-71
2/7	* at USC Upstate	L	53-54
2/9	* at ETSU	W	64-63
2/12	Savannah State	W	66-52
2/14	* Kennesaw State	W	59-39
2/16	* Mercer (ot)	L	80-88
2/21	* at North Florida	L	66-78
2/23	* at Jacksonville	L	66-81
2/27	* at Campbell	L	56-73
3/6	& vs. ETSU	L	76-90

* - Atlantic Sun Conference Game

& - Atlantic Sun Conference Tournament Game

2009-10

Overall Record: 7-22 (5-15 A-Sun)

Head Coach: Derek Waugh

Date	Opponent	W/L	Result
11/13	Averett	W	70-65
11/15	at Florida	L	46-74
11/18	at Florida State	L	38-80
11/21	at Charleston Southern	L	64-80
11/25	Palm Beach Atlantic	W	85-67
11/30	* at USC Upstate	L	56-78
12/2	at #20 Louisville	L	48-80
12/16	Miami (Fla.)	L	49-69
12/21	at Savannah State	L	46-57
12/29	* FGCU	W	72-64
1/2	* at Lipscomb	L	63-84
1/4	* at Belmont	L	71-85
1/8	* Jacksonville	L	70-80
1/10	* UNF	L	44-54
1/14	* at ETSU	W	54-52
1/16	* at Campbell	L	55-81
1/22	* Mercer	W	76-69
1/24	* Kennesaw State	L	59-75
1/27	* at FGCU	L	53-64
1/30	* at Mercer	L	57-91
2/1	* at Kennesaw State	L	62-73
2/4	* Campbell	L	47-65
2/6	* ETSU	L	60-75
2/11	* at UNF	W	71-60
2/13	* at Jacksonville	L	54-69
2/15	Savannah State	L	68-82
2/18	* Belmont	L	70-79
2/20	* Lipscomb	L	71-85
2/27	* USC Upstate	W	65-60

* - Atlantic Sun Conference game

2010-11

Overall Record: 8-23 (6-14 A-Sun)

Head Coach: Derek Waugh

Date	Opponent	W/L	Result
11/12	at Wake Forest	W	89-79
11/16	at Bethune-Cookman	L	66-78
11/23	UCF	L	58-85
11/26	Palm Beach Atlantic	L	55-61
11/30	Savannah State	W	69-64
12/2	* at Jacksonville*	L	61-70
12/4	* at North Florida*	W	74-64
12/12	at Miami (Fla.)	L	54-68
12/15	at Florida State	L	63-97
12/21	^ vs. Rice	L	63-66
12/22	^ vs. Akron	L	56-72
12/23	^ vs. UALR	L	50-75
1/3	* Lipscomb	W	76-66
1/5	* Belmont	L	53-70
1/8	* at USC Upstate	W	74-71
1/10	* at ETSU	L	42-62
1/14	* Mercer	W	79-72
1/16	* Kennesaw State	L	62-63
1/18	at Savannah State	L	49-50
1/22	* at Campbell	L	55-85
1/25	* FGCU (3ot)	L	103-111
1/28	* at Lipscomb	L	62-82
1/30	* at Belmont	L	64-82
2/4	* USC Upstate	L	59-72
2/6	* ETSU	W	55-54
2/10	* at Mercer (ot)	L	62-72
2/12	* at Kennesaw State	L	65-67

2/17	* Campbell	L	61-64
2/21	* at FGCU	L	60-64
2/24	* North Florida	L	77-80
2/26	* Jacksonville	W	70-62

* - Atlantic Sun Conference Game

^ - Las Vegas Holiday Hoops Classic

2011-12

Overall Record: 9-20 (6-12 A-Sun)

Head Coach: Casey Alexander

Date	Opponent	W/L	Result
11/11	Bethune-Cookman	W	65-60
11/14	at Florida A&M	W	78-60
11/16	at #25 Florida State	L	66-79
11/19	Saint Leo	W	74-69
11/21	at Charleston Southern	L	64-73
11/28	^ vs. #10 Florida	L	70-96
12/1	* ETSU	W	73-65
12/4	at Indiana	L	50-84
12/17	* USC Upstate	L	63-79
12/21	Charleston Southern	L	81-88
12/29	& at UCF	L	70-80
12/30	& vs. James Madison (ot)	L	69-71
1/2	* at Kennesaw State	W	66-62
1/4	* at Mercer	L	59-75
1/7	* Jacksonville	W	73-61
1/9	* North Florida	W	68-64
1/14	* at Belmont	L	71-84
1/16	* at Lipscomb (ot)	L	103-104
1/20	* FGCU	L	85-92
1/23	at Savannah State	L	45-75
1/28	* Mercer	L	64-75
1/30	* Kennesaw State	W	75-59
2/4	* at North Florida	L	96-99
2/6	* at Jacksonville	L	63-74
2/11	* Lipscomb (ot)	L	91-99
2/13	* Belmont	L	93-106
2/17	* at FGCU	W	86-80
2/23	* at ETSU	L	56-72
2/25	* at USC Upstate	L	72-90

* - Atlantic Sun Conference game

^ - Florida Citrus Sports Shootout

& - UCF Holiday Invitational

2012-13

Overall Record: 15-16 (11-7 A-Sun)

Head Coach: Casey Alexander

Date	Opponent	W/L	Result
11/9	at Miami (Fla.)	L	79-87
11/13	Florida A&M	W	88-66
11/19	Southeastern (Fla.)	W	81-59
11/26	South Florida	L	54-63
11/28	at VCU	L	56-92
12/3	at Bethune-Cookman	L	63-86
12/6	Florida Atlantic	L	78-88
12/9	Florida International	L	79-82
12/15	at Richmond	L	57-76
12/18	at Florida Atlantic	W	69-68
12/20	at UCF	L	66-83
12/31	* at Mercer	L	64-70
1/2	* at Kennesaw State	W	70-60
1/5	* North Florida	L	74-90
1/7	* Jacksonville	W	81-72
1/10	* at ETSU	W	72-70
1/12	* at USC Upstate	W	66-64
1/17	* Northern Kentucky	W	71-59

1/19 * Lipscomb	W	88-59	11/28 at Northern Colorado	L	62-82	3/6 ^ at FGCU (ot)	L	78-80
1/25 * at FGCU	L	65-96	11/29 vs. Florida A&M	W	62-50	%-Las Vegas Invitational		
1/31 * at Jacksonville	L	70-71	12/3 IPFW	L	76-87	* - Atlantic Sun Conference game		
2/2 * at North Florida	L	59-64	12/6 at Davidson	L	59-60	^ - Atlantic Sun Conference Tournament		
2/7 * USC Upstate	W	73-66	12/16 at Florida Atlantic	L	69-79			
2/9 * ETSU	L	61-62	12/18 Georgia Southern	L	67-76			
2/14 * at Lipscomb	W	76-66	12/22 at Florida State	L	59-63			
2/16 * at Northern Kentucky	W	62-46	12/30 Florida Tech	W	77-61			
2/22 * FGCU	W	80-71	1/3 Florida A&M	W	65-60			
2/28 * Kennesaw State	W	91-77	1/10 * at FGCU	L	50-72			
3/2 * Mercer	L	65-77	1/14 * at Jacksonville	L	69-71			
3/7 ^ ETSU	W	67-46	1/17 * North Florida	L	65-80			
3/8 ^ FGCU	L	58-72	1/22 * at Kennesaw State	L	82-88			

* - Atlantic Sun Conference game

^ - Atlantic Sun Conference Tournament (Macon, Ga.)

2013-14

Overall Record: 7-24 (5-13 A-Sun)

Head Coach: Corey Williams

Date	Opponent	W/L	Result
11/8	at Clemson	L	51-71
11/10	at Notre Dame	L	49-80
11/14	at Florida A&M	L	60-63
11/18	at Florida International	L	66-75
11/22	at South Florida	L	63-72
11/25	% vs. Wagner	L	64-81
11/26	% vs. Southern Illinois	L	48-67
11/27	% vs. UNCG	L	68-75
11/30	Davidson	L	80-86
12/3	Bethune-Cookman	W	56-52
12/7	at UCF	L	58-77
12/17	Florida Atlantic	W	64-62
12/30	* Lipscomb	W	65-53
1/1	* Northern Kentucky (ot)	L	65-67
1/5	* FGCU	L	55-68
1/9	* at Jacksonville	L	88-75
1/11	* at North Florida	L	60-74
1/16	* ETSU	W	64-58
1/18	* USC Upstate (ot)	W	77-73
1/23	* at Kennesaw State	W	68-65
1/25	* at Mercer	L	49-87
1/31	* at FGCU	L	68-71
2/6	* North Florida	L	52-54
2/8	* Jacksonville	W	73-68
2/15	* at ETSU	L	66-93
2/17	* at USC Upstate	L	48-66
2/21	* Kennesaw State	L	63-67
2/23	* Mercer	L	52-73
2/27	* at Northern Kentucky	L	58-96
3/1	* at Lipscomb	L	76-83
3/4	^ at FGCU	L	55-77

* - Atlantic Sun Conference game

% - Gulf Coast Showcase (Estero, Fla.)

^ - Atlantic Sun Conference Tournament (Macon, Ga.)

2014-15

Overall Record: 9-22 (3-11 A-Sun)

Head Coach: Corey Williams

Date	Opponent	W/L	Result
11/14	Edward Waters	W	75-61
11/16	at UCF	L	55-64
11/18	Florida International	L	52-53
11/20	Palm Beach Atlantic	W	96-85
11/24	at New Mexico State	L	68-88
11/26	at Wyoming	L	41-65

11/28	at Northern Colorado	L	62-82
11/29	vs. Florida A&M	W	62-50
12/3	IPFW	L	76-87
12/6	at Davidson	L	59-60
12/16	at Florida Atlantic	L	69-79
12/18	Georgia Southern	L	67-76
12/22	at Florida State	L	59-63
12/30	Florida Tech	W	77-61
1/3	Florida A&M	W	65-60
1/10	* at FGCU	L	50-72
1/14	* at Jacksonville	L	69-71
1/17	* North Florida	L	65-80
1/22	* at Kennesaw State	L	82-88
1/24	* at USC Upstate	L	67-91
1/29	* Northern Kentucky	W	85-75
1/31	* Lipscomb	W	75-73
2/3	at Bethune-Cookman	W	77-72
2/7	* FGCU	L	51-67
2/12	* at Lipscomb	L	85-87
2/14	* at Northern Kentucky	L	57-82
2/19	* USC Upstate	L	54-73
2/21	* Kennesaw State	L	56-61
2/25	* Jacksonville	W	70-67
2/28	* North Florida	L	71-86
3/3	^ North Florida	L	67-81

* - Atlantic Sun Conference game

^ - Atlantic Sun Conference Tournament (Jacksonville, Fla.)

2015-16

Overall Record: 12-22 (4-10 A-Sun)

Head Coach: Corey Williams

Date	Opponent	W/L	Result
11/15	% at Richmond	L	85-108
11/17	at The Citadel	L	93-94
11/20	% at West Virginia	L	62-103
11/23	Fort Valley State	W	101-72
11/26	% vs. Bethune-Cookman	W	83-70
11/27	% vs. East Carolina	L	73-93
11/30	at FIU	W	81-75
12/2	UCF	L	85-94
12/5	at Tennessee State	L	54-74
12/14	Tennessee State (2ot)	L	90-93
12/16	Albany State	W	95-69
12/19	at IPFW	L	89-95
12/22	at Georgia Southern	L	58-78
12/30	Florida Tech	W	93-83
1/2	Webber International	W	103-53
1/6	* North Florida	L	79-97
1/9	* at FGCU	L	53-82
1/14	* USC Upstate (ot)	W	89-86
1/16	* NJIT	L	59-71
1/21	* at Lipscomb	L	87-92
1/23	* at Kennesaw State	W	84-79
1/27	at Marquette	L	60-74
1/30	* at Jacksonville	L	60-75
2/1	* at North Florida	W	86-82
2/6	* Jacksonville (ot)	L	88-96
2/11	* at NJIT	L	70-74
2/13	* at USC Upstate	L	83-85
2/18	* Kennesaw State	L	82-92
2/20	* Lipscomb	L	74-77
2/22	Bethune-Cookman (ot)	L	94-96
2/25	* FGCU	W	80-73
3/1	^ at NJIT	W	82-67
3/3	^ at Lipscomb	W	96-75

Air Force (I-2)

2/10/79 (H)	W	67-62
1/24/80 (A)	L	57-58
11/26/02 (A)	L	43-72

Alabama (0-1)

1/8/66 (A)	L	50-75
------------	---	-------

Albany State (I-0)

12/16/15 (H)	W	95-69
--------------	---	-------

American (I-3)

12/20/63 (A)	L	80-116
%1/7/75 (H)	W	71-65
*1/9/76 (N)	L	45-59
!12/28/78 (N)	L (20T)	94-98

%-Hatter Classic (DeLand, Fla.)

*-Connecticut Classic (Storrs, Conn.)

!-Tangerine Bowl Tournament (Winter Park, Fla.)

Anderson (S.C.) (I-0)

12/29/98 (H)	W	73-40
--------------	---	-------

Appalachian State (2-0)

12/15/56 (H)	W	110-61
%12/5/80 (H)	W	65-58

%-Hatter Classic (DeLand, Fla.)

Arkansas State (4-1)

^1/6/73 (N)	W	90-70
1/12/74 (A)	L	56-60
1/20/75 (A)	W	56-51
2/28/71 (H)	W	75-71
%12/9/77 (H)	W	71-55

^game played in Winter Park, Fla.

%-Hatter Classic (DeLand, Fla.)

Armstrong (3-1)

1/2/70 (H)	W	114-80
12/12/70 (H)	W	96-72
1/25/84 (H)	L	44-72
1/23/85 (H)	W	74-64

Army (I-0)

1/4/84 (H)	W	69-51
------------	---	-------

Auburn (I-3)

12/2/81 (A)	L	59-60
12/6/82 (H)	W	59-58
11/24/84 (A)	L	50-92
12/14/85 (A)	L	54-77

Austin Peay (0-1)

12/20/76 (H)	L	66-68
--------------	---	-------

Averett (I-0)

11/13/2009 (H)	W	70-65
----------------	---	-------

Baldwin Wallace (2-1)

12/17/62 (H)	L	72-73
12/21/68 (H)	W	98-84
12/17/71 (H)	W	75-58

Ball State (I-0)

&11/27/81 (N)	W	63-47
---------------	---	-------

&-IPTAY Tournament (Clemson, S.C.)

Barry (I-0)

1/8/92 (H)	W	82-79
------------	---	-------

Barton (I-0)

%1/4/66 (H)	W	77-75
-------------	---	-------

%-Hatter Classic (DeLand, Fla.)

Belmont (7-18)

%12/13/63 (H)	W	79-75
12/19/98 (H)	L	60-71
12/22/99 (A)	W	67-57
2/21/01 (H)	L (20T)	85-94
12/16/01 (H)	W	106-95
2/14/02 (A)	W (OT)	82-79
2/8/03 (A)	W	85-80
1/5/04 (A)	L	58-77
2/19/04 (H)	L	67-88
1/15/05 (H)	W	71-68
2/3/05 (A)	L	69-70
1/14/06 (A)	L	79-87
2/4/06 (H)	L	68-75
&3/3/06 (N)	L	59-72
1/9/07 (A)	L	71-73
2/1/07 (H)	L	58-62
1/31/08 (H)	L	75-83
1/3/09 (A)	L	57-82
2/2/09 (H)	W	82-71
1/4/10 (A)	L	71-85
2/18/10 (H)	L	70-79
1/5/11 (H)	L	53-70
1/30/11 (A)	L	64-82
1/14/12 (A)	L	71-84
2/13/12 (H)	L	93-106

%-Hatter Classic (DeLand, Fla.)

&-Atlantic Sun Tournament (Johnson City, Tenn.)

Belmont Abbey (3-1)

2/19/66	W	87-80
2/15/68	W	91-78
3/1/69	L	95-99
2/23/70	W	103-86

Beloit (0-1)

12/22/52 (A)	L	65-74
--------------	---	-------

Bethune-Cookman (22-7)

12/14/68 (H)	W	89-87
12/7/77 (H)	W	71-66
2/21/81 (H)	W	73-54
2/3/82 (H)	L	76-82
2/9/84 (H)	W	105-58
2/11/85 (H)	W	100-83
12/2/85 (H)	W	103-78
11/30/87 (H)	W	90-63
11/30/88 (A)	W	79-68
%12/8/89 (H)	W	116-87
2/27/90 (A)	W	113-95
%12/1/90 (H)	W	63-60
12/6/90 (H)	L	72-73
1/9/91(A)	W	84-73
11/25/91 (H)	W	106-85
%12/4/92 (H)	W	2-0 FO
1/7/93 (A)	W	82-79
12/4/97 (H)	W	69-65
12/9/98 (A)	L	65-71
11/21/07 (H)	W	62-51
12/3/07 (A)	L	51-52
11/18/08 (H)	W (OT)	64-58
11/16/10 (A)	L	66-78
11/11/11 (H)	W	65-60
12/3/12 (A)	L	63-86
12/3/13 (H)	W	56-52
2/3/15 (A)	W	77-72
^11/26/15 (N)	W	83-70
2/22/16 (H)	L (OT)	94-96

^Las Vegas Invitational (Orleans Hotel)

%-Hatter Classic (DeLand, Fla.)

Birmingham-Southern (5-2)

2/26/49 (H)	L	58-62
12/6/57 (H)	W	98-76

%12/20/58 (H)	W	69-59
2/8/75 (H)	W	88-65
12/20/00 (H)	W	84-68
11/24/01 (A)	W	82-69
12/2/02 (A)	L	59-75

%-Hatter Classic (DeLand, Fla.)

Blackburn (I-0)

12/30/61 (H)	W	106-80
--------------	---	--------

Boston University (I-0)

&12/30/69 (N)	W	86-67
---------------	---	-------

&-Gold Coast Classic (West Palm Beach, Fla.)

Bowling Green (3-0)

1/30/52 (A)	W	71-69
!12/29/73 (N)	W	81-64
!12/29/77 (N)	W	78-66

!-Tangerine Bowl Tournament (Winter Park, Fla.)

Bradley (I-0)

^11/24/89 (N)	W	74-67
---------------	---	-------

^Puerto Rico Shootout (San Juan, PR.)

Brandeis (I-0)

1/4/71 (H)	W	105-84
------------	---	--------

BYU (I-0)

12/21/90 (H)	W	77-75
--------------	---	-------

Brooklyn College (I-0)

%12/6/85 (H)	W	76-69
--------------	---	-------

%-Hatter Classic (DeLand, Fla.)

Brown (2-1)

^12/20/67 (N)	L	66-75
12/2/77 (H)	W	84-75
1/9/85 (H)	W	71-68

^Game played at Orlando, Fla.

Bucknell (I-0)

%1/2/73 (H)	W	59-55
-------------	---	-------

%-Hatter Classic (DeLand, Fla.)

Buffalo (3-0)

1/8/80 (H)	W	82-62
1/10/81 (H)	W	79-50
1/4/93 (H)	W (OT)	89-82

Buffalo State (0-1)

\$3/12/70 (N)	L	74-75
---------------	---	-------

\$-NCAA College Division Finals (Evansville, Ind.)

Cal St. Fullerton (0-1)

^3/9/62 (N)	L	79-94
-------------	---	-------

^NAIA National Tournament (Kansas City, Mo.)

Cal St. Northridge (0-1)

&12/12/92 (N)	L	61-65
---------------	---	-------

&-Los Angeles Classic (Los Angeles, Calif.)

California (2-0)

12/7/74 (A)	W	59-43
&12/28/90 (N)	W	69-66

&-Rainbow Classic (Honolulu, Hawaii)

Campbell (21-14)

3/1/78 (H)	W	92-78
1/20/79 (H)	W	105-99
1/7/84 (H)	W	76-58
&12/2/89 (A)	W	77-63
1/7/95 (H)	W	78-58
2/1/96 (A)	W	75-62
2/8/96 (H)	L	50-53

\$2/29/96 (H)	L	59-67
1/30/97 (H)	L	66-80
2/6/97 (A)	L	66-78
1/22/98 (H)	W	82-60
2/21/98 (A)	W	78-75
1/28/99 (A)	W	83-67
1/8/00 (A)	L	60-66
2/19/00 (H)	L	61-67
1/8/01 (H)	W	66-59
2/15/01 (A)	W	76-71
1/12/02 (A)	L	82-91
2/2/02 (H)	W	72-69
1/25/03 (H)	W	69-57
1/19/04 (A)	W	74-60
2/5/04 (H)	W	75-72
1/22/05 (A)	W	80-61
1/31/05 (H)	W	70-51
12/1/05 (A)	L	70-84
2/23/06 (H)	W	81-79
1/15/07 (H)	W	82-73
2/8/07 (A)	L	82-104
1/26/08 (A)	W	57-52
12/15/08 (H)	W	63-56
2/27/09 (A)	L	56-73
1/16/10 (A)	L	55-81
2/4/10 (H)	L	47-65
1/22/11(A)	L	55-85
2/17/11 (H)	L	61-64

%-Hatter Classic (DeLand, Fla.)

&-Gator Bowl Classic (Jacksonville, Fla.)

\$-Atlantic Sun Tournament (DeLand, Fla.)

Catholic (3-0)

1/13/73 (A)	W	82-80
12/22/79 (H)	W	92-81
12/20/97 (H)	W	86-70

Centenary (La.) (14-13)

1/18/33 (A)	L	26-32
1/10/34 (A)	L	30-36
12/6/86 (A)	W	82-64
1/15/87 (H)	W	100-78
1/21/88 (A)	L	85-94
2/25/88 (A)	W	90-65
1/26/89 (H)	W	82-78
2/25/89 (A)	L	79-85
1/18/90 (H)	L	97-112
2/17/90 (A)	L	88-114
\$3/7/90 (N)	L (OT)	93-97
1/24/91 (H)	W	93-63
2/21/91 (A)	L	87-94
1/23/92 (A)	L	64-69
2/20/92 (H)	W	91-88
1/21/93 (H)	W	81-77
2/18/93 (A)	W (OT)	95-82
1/29/94 (A)	L	73-90
2/26/94 (H)	W	77-67
1/14/95 (H)	W	94-60
1/30/95 (A)	L (OT)	83-86
1/3/96 (H)	W	96-83
1/11/97 (A)	W	68-62
1/10/98 (H)	W	83-70
1/4/99 (H)	W	68-55
1/11/99 (A)	L	77-85
^2/25/99 (N)	L	54-57

\$-Atlantic Sun Tournament (Little Rock, Ark.)

^Atlantic Sun Tournament (Jacksonville, Fla.)

Central Michigan (0-2)

!12/27/74 (N)	L	77-78
%12/5/92 (H)	L	83-84

!-Tangerine Bowl Tournament (Winter Park, Fla.)

%-Hatter Classic (DeLand, Fla.)

Chaminade (I-0)

2/21/87 (A) W 77-72

Charleston Southern (8-5)

1/28/74 (H) W 100-60
 12/13/75 (H) W 77-58
 2/3/77 (H) W 83-73
 3/5/83 (H) W 69-68
 1/16/84 (H) W 63-61
 11/25/98 (H) W 82-74
 12/18/99 (A) L 73-76
 11/27/00 (A) W 85-59
 11/30/02 (A) L 62-68
 12/31/07 (H) W 76-70
 11/21/09 (A) L 64-80
 11/21/11 (A) L 64-73
 12/21/11 (A) L 81-88

Charlotte (I-0)

12/13/69 (H) W 122-69

Chicago (I-0)

12/20/78 (H) W 96-52

Chicago State (2-0)

3/1/71 (H) W 103-80
 2/28/72 (H) W 108-89

Cincinnati (I-1)

2/7/83 (A) L 59-67
 12/15/86 (H) W 60-55

The Citadel (10-9)

1/7/32 (H) W 39-29
 1/8/32 (H) W 29-24
 1/29/32 (A) W 27-22
 2/15/33 (A) W 17-11
 2/17/51 (H) L 61-63
 12/6/65 (A) L 64-71
 2/20/67 (A) W 82-74
 12/9/67 (A) W 77-76
 11/21/68 (N) L 74-87
 1/26/72 (N) L 70-85
 2/7/72 (A) L 68-93
 1/5/76 (H) W 66-60
 1/3/77 (H) L 67-71
 12/30/96 (H) W 52-50
 12/13/97 (A) L 64-77
 12/5/98 (H) W 83-60
 12/8/99 (A) W 70-60
 11/20/2005 (N) L 60-73
 11/7/15 (A) L 93-94

^Game played at Orlando, Fla.

!Game played at Winter Park, Fla.

%Hatter Classic (DeLand, Fla.)

&-Hispanic College Fund Classic (Raleigh, N.C.)

Clemson (0-7)

2/6/73 (A) L 68-89
 12/18/76 (H) L 64-78
 2/4/78 (A) L 65-85
 11/28/81 (A) L 72-79
 11/25/89 (A) L 61-62
 11/16/98 (A) L 39-66
 11/8/13 (A) L 51-71

&-IPTAY Tournament (Clemson, S.C.)

^Puerto Rico Shootout (San Juan, P.R.)

Cleveland State (0-1)

12/8/78 (H) L 61-64

Colgate (I-0)

11/27/72 (A) W 69-68

!Tangerine Bowl Tournament (Winter Park, Fla.)

College of Charleston (7-14)

2/8/24 (A) W 26-21
 2/17/33 (A) W 34-25
 2/8/38 (A) W 34-20
 2/24/38 (H) W 34-25
 2/25/38 (H) W 32-18
 2/18/49 (A) L 54-61
 2/19/49 (A) L 52-53
 12/8/50 (H) W 105-44
 2/3/73 (H) W 95-52
 1/15/94 (H) L 48-53
 2/14/94 (A) L 47-70
 1/9/95 (H) L 59-73
 2/16/95 (H) L 62-73
 2/3/96 (H) L 50-63
 2/10/96 (H) L 58-68
 2/1/97 (H) L 56-77
 2/8/97 (H) L 44-62
 1/24/98 (H) L 63-67
 2/19/98 (A) L 53-67
 11/19/01 (A) L 58-74
 12/15/02 (H) L 64-66

Colorado (0-3)

12/23/77 (H) L 53-65
 11/27/78 (A) L 71-74
 11/24/02 (A) L 74-107

Colorado State (0-2)

12/20/03 (H) L 70-79
 12/28/2004 (A) L 57-93

Columbia (I-1)

*1/10/76 (A) W 93-84
 1/6/79 (H) L (OT) 78-81

*-Connecticut Classic (Storrs, Conn.)

Columbus State (I-0)

1/15/31 (A) W 37-30

Cumberland (Tenn.) (I-0)

1/31/62 (H) W 88-86

Cumberlands (Ky.) (3-0)

1/27/65 (H) W 73-71
 1/25/66 (H) W 63-61
 1/23/67 (H) W 74-64

Dartmouth (2-2)

12/3/70 (A) L 71-79
 12/18/82 (H) W 64-61
 12/29/85 (H) W 79-53
 12/28/02 (A) L 74-86

&-Poinsettia Holiday Classic (Greenville, S.C.)

Davidson (0-3)

1/24/17 (A) L 17-42
 11/30/13 (H) L 80-86
 12/6/14 (A) L 59-60

Dayton (0-2)

12/13/58 (A) L 53-66
 2/6/65 (A) L 55-93

DePaul (0-2)

12/22/94 (H) L 69-98
 11/29/95 (A) L 57-90

DePauw (I-0)

2/2/63 (A) W 78-60

Delaware (0-2)

11/27/92 (H) L 85-103
 11/19/05 (N) L 64-67

S-Hispanic College Fund Classic (Raleigh, N.C.)

Denver (0-1)

12/3/76 (A) L 63-65

&-Indiana Hall of Fame (Terre Haute, Ind.)

Dickinson (I-0)

1/5/80 (H) W 91-56

Drexel (I-0)

12/20/89 (H) W 87-77

Duke (2-9)

1/26/17 (A) W 43-37
 11/29/80 (A) L 49-67
 2/10/82 (H) W 88-81
 2/16/83 (A) L 80-89
 2/15/84 (H) L 69-80
 2/13/85 (A) L 51-94
 2/11/86 (A) L 66-85
 2/2/87 (A) L 59-62
 +1/25/88 (N) L 78-81
 12/5/88 (A) L 62-90
 \$2/12/90 (N) L 67-102

+Game played at Ocean Center (Daytona Beach, Fla.)

S-Game played at Orlando Arena (Orlando, Fla.)

Duquesne (0-2)

12/20/79 (H) L 67-76
 1/24/81 (A) L 58-59

ETSU (10-12)

11/28/72 (N) L 58-80
 12/8/84 (H) W 66-55
 1/19/06 (H) L 72-81
 1/28/06 (A) W (OT) 74-71
 12/2/06 (H) L 61-75
 2/22/07 (A) L 49-84
 3/1/07 (H) L 61-77
 2/10/08 (H) W 68-56
 1/10/09 (H) L 67-73
 2/9/09 (A) W 64-63
 #3/4/09 (N) L 76-90
 1/14/10 (A) W 54-52
 2/6/10 (H) L 60-75
 1/10/11 (A) L 42-62
 2/6/11 (H) W 55-54
 12/1/11 (H) W 73-65
 2/23/12 (A) L 56-72
 1/10/13 (A) W 72-70
 2/9/13 (H) L 61-62
 12/3/13 (N) W 67-46
 1/16/14 (H) W 64-58
 2/15/14 (A) L 66-93

!Tangerine Bowl Tournament (Winter Park, Fla.)

#-Atlantic Sun Tournament (Nashville, Tenn.)

&-Atlantic Sun Tournament (Macon, Ga.)

East Carolina (2-1)

12/20/56 (A) W 76-70
 12/9/78 (H) W 107-82
 11/27/15 (N) L 73-93

^Las Vegas Invitational (Orleans Hotel)

Eastern Kentucky (I-0)

12/19/86 (N) W 88-68

&-Hawaiian Tropic Classic (Daytona Beach, Fla.)

Eastern Michigan (0-2)

11/26/89 (N) L 83-88
 12/9/89 (H) L 82-89

^Puerto Rico Shootout (San Juan, P.R.)

%Hatter Classic (DeLand, Fla.)

Eckerd (9-1)

1/16/64 (A) W 92-73
 1/13/65 (H) W 99-75
 1/31/66 (A) W 59-55
 1/13/67 (A) L 83-101
 2/23/67 (H) W 83-68
 2/17/69 (H) W 106-79
 2/4/70 (A) W 102-76
 2/6/71 (H) W 106-84
 1/27/83 (H) W 77-67
 11/29/89 (H) W 75-74

Edward Waters (I-0)

11/14/14 W 75-61

Elon (2-1)

2/6/24 (A) L 25-29
 12/16/54 (H) W 91-59
 11/18/00 (H) W 75-46

Embry-Riddle (2-0)

12/10/94 (H) W 72-69
 12/9/95 (H) W 76-53

Emory & Henry (2-0)

1/15/37 (H) W 41-36
 1/16/37 (H) W 31-29

Erskine (13-6)

2/5/36 (H) W 27-22
 2/6/36 (H) W 36-25
 2/10/37 (A) W 27-23
 2/6/39 (A) W 42-25
 2/22/39 (H) W 52-37
 2/23/39 (H) L 29-33
 1/29/40 (H) L 24-28
 2/9/40 (A) L 29-32
 2/4/47 (A) W 44-28
 1/30/48 (H) L 41-49
 2/20/50 (H) L 57-67
 2/8/51 (H) W 88-71
 2/16/55 (H) W 90-75
 2/3/56 (A) W 93-85
 2/14/56 (H) W 78-72
 12/21/56 (A) L 73-75
 2/13/57 (H) W 65-49
 1/30/58 (A) W 73-68
 2/11/58 (H) W 91-61

Evansville (I-0)

1/4/79 (H) W 76-73

Fairleigh Dickinson (5-0)

1/28/67 (H) W 77-70
 1/27/69 (H) W 99-85
 1/10/70 (H) W 86-65
 2/23/74 (H) W 58-53
 12/20/74 (H) W 81-67

Ferris State (2-0)

2/10/73 (H) W 81-68
 2/26/83 (H) W 85-74

Flagler (4-0)

11/21/98 (H) W 89-64
 11/21/00 (H) W 89-67
 11/21/03 (H) W 78-56
 11/19/04 (H) W 63-51

Florida (14-52)

1919-20 (H) W 35-28
 1/15/21 (A) W 36-18
 1/22/21 (H) W 55-16
 1/15/22 (A) L 25-45

1/28/24 (A)	L	9-18	1/3/15 (H)	W	65-60	2/8/92 (H)	L (OT)	65-68	1/21/60 (A)	W	70-64
2/20/24 (H)	W	26-21	%Hatter Classic (DeLand, Fla.)			1/9/93 (H)	L	63-66	1/19/61 (A)	W	74-58
1/16/26 (H)	L	23-24	†Florida Citrus Bowl Tournament (Orlando, Fla.)			2/6/93 (A)	L	75-82	2/1/61 (H)	W	68-63
1/16/30 (H)	L	14-17	&Capital City Classic (Tallahassee, Fla.)			1/17/94 (A)	W	75-67	2/10/62 (H)	L	91-100
1/31/30 (A)	L	26-40	~Game played in Greeley, Colo.			2/10/94 (H)	W	61-58	2/26/62 (A)	L	50-65
1/2/32 (H)	W	30-25				1/19/95 (A)	W	76-69	12/8/62 (A)	W	85-75
1/7/33 (A)	L	38-46				2/25/95 (H)	L	61-62	2/16/63 (H)	W	92-59
2/3/33 (H)	L	18-30				\$3/2/95 (N)	L	56-63	2/4/64 (A)	W	103-99
2/6/34 (H)	W	33-30				1/25/96 (H)	W	87-68	2/12/64 (H)	W	96-85
2/19/34 (A)	L	19-34				2/24/96 (A)	W	82-73	1/30/65 (A)	W	91-87
1/18/35 (H)	L	32-40				1/23/97 (A)	L	72-78	2/10/65 (H)	W	63-50
2/12/35 (A)	W	40-25				2/22/97 (H)	L	77-85	1/20/66 (A)	L	49-69
1/7/36 (H)	L	24-27				1/31/98 (A)	L	80-101	2/5/66 (H)	W	71-65
1/14/36 (A)	W	30-23				2/5/98 (H)	L	60-73	1/14/67 (A)	W	88-76
1/19/37 (H)	W	34-32				12/9/12 (H)	L	79-82	2/4/67 (H)	W	81-73
2/18/37 (A)	L	33-40				11/18/13 (A)	L	66-75	1/20/68 (H)	W	93-78
1/10/38 (A)	L	27-39				11/18/14 (H)	L	52-53	2/3/68 (A)	L	94-95
2/22/38 (H)	W	42-25				11/30/15 (A)	W	81-75	1/16/69 (A)	L	80-84
1/17/39 (H)	L	29-32						2/8/69 (H)	W	89-79	
2/18/39 (A)	L	26-28						1/15/70 (A)	W	93-71	
2/5/40 (H)	L	30-32						1/20/70 (H)	W	85-66	
2/19/40 (A)	L	21-48						1/22/71 (A)	W	72-69	
2/1/41 (H)	L	32-36						2/18/71 (H)	W	82-75	
2/18/41 (A)	L	32-41						1/22/72 (A)	L	78-81	
1/14/47 (H)	L	31-39						2/15/72 (A)	L	53-60	
2/19/47 (A)	L	38-56						%1/3/73 (H)	W	78-69	
1/20/48 (H)	L	31-55						2/14/73 (H)	W	52-50	
2/17/48 (H)	L	39-48						2/22/73 (A)	L	66-73	
12/8/48 (A)	L	34-67						2/5/74 (A)	W	68-52	
1/18/49 (H)	L	47-54						2/27/74 (H)	W	92-66	
1/12/50 (A)	L	51-64						2/22/75 (A)	W	83-77	
2/14/50 (H)	W	57-53						2/19/76 (H)	W	84-71	
1/6/51 (H)	L	61-63						%Hatter Classic (DeLand, Fla.)			
1/16/51 (A)	L	62-70									
12/8/51 (A)	L	56-63									
12/13/52 (A)	L	74-77									
12/5/53 (A)	W	74-55									
12/11/54 (A)	L	70-78									
12/14/55 (A)	L	74-92									
12/8/56 (A)	L	69-84									
12/4/57 (A)	L	65-79									
12/8/58 (A)	L	62-73									
12/15/59 (A)	W	79-74									
12/5/64 (A)	L	57-90									
11/26/83 (A)	W	77-73									
12/22/84 (A)	L	54-70									
12/30/85 (A)	L	66-69									
12/1/86 (H)	L	75-98									
12/1/92 (A)	L	52-70									
12/11/93 (A)	L	44-90									
11/25/94 (A)	L	64-73									
12/20/95 (A)	L	46-78									
12/14/96 (A)	L	47-57									
11/21/97 (A)	L	69-79									
12/28/01 (A)	L	66-94									
12/6/03 (A)	L	61-74									
12/8/04 (A)	L	54-93									
12/20/06 (A)	L	67-88									
11/27/07 (A)	L	48-71									
12/30/08 (A)	L	57-78									
11/15/09 (A)	L	46-74									
11/28/11 (N)	L	70-96									
Florida A&M (9-2)											
2/7/76 (H)	W	72-64									
2/27/80 (H)	W	80-70									
%12/6/80 (H)	L	74-80									
12/21/83 (H)	W	94-72									
11/27/84 (N)	W	66-56									
&12/29/99 (A)	W	66-62									
11/14/11 (A)	W	78-60									
11/13/12 (H)	W	88-66									
11/14/13 (A)	L	60-63									
~11/29/14 (N)	W	62-50									
			Florida Atlantic (18-16)								
			1/11/93 (H)	W	63-60						
			12/13/93 (H)	W	94-78						
			2/7/94 (A)	L (OT)	78-82						
			1/12/95 (A)	L	66-73						
			2/8/95 (H)	L	63-65						
			1/27/96 (H)	W	84-76						
			2/22/96 (A)	L	72-83						
			1/25/97 (A)	L	55-72						
			2/20/97 (H)	L	60-62						
			1/29/98 (A)	W	60-57						
			2/7/98 (H)	W	81-61						
			1/14/99 (A)	W	73-57						
			2/18/99 (H)	W	87-61						
			1/20/00 (H)	W	76-56						
			1/29/00 (A)	W	73-62						
			\$3/1/00 (A)	L	56-66						
			1/20/01 (A)	W	85-73						
			1/29/01 (H)	W	92-80						
			11/29/01 (A)	L	71-82						
			2/23/02 (H)	L	74-77						
			1/20/03 (A)	L	64-71						
			2/13/03 (H)	W	83-78						
			1/11/04 (H)	W (OT)	91-89						
			2/12/04 (A)	W (2OT)	76-72						
			1/9/05 (A)	L (OT)	69-81						
			2/12/05 (H)	L	75-81						
			1/9/06 (A)	L	62-77						
			2/12/06 (H)	W	56-49						
			%3/2/06 (N)	W	54-44						
			11/16/07 (N)	L	62-68						
			12/6/12 (H)	L	78-88						
			12/18/12 (A)	W	69-68						
			12/17/13 (H)	W	64-62						
			12/16/14 (A)	L	69-79						
			S-Atlantic Sun Tournament (Jacksonville, Fla.)								
			%Atlantic Sun Tournament (Johnson City, Tenn.)								
			Florida Gulf Coast (7-14)								
			1/11/08 (A)	W	70-62						
			2/23/08 (H)	W (2OT)	69-66						
			12/4/08 (H)	W	76-71						
			1/8/09 (A)	L	76-85						
			12/29/09 (H)	W	72-64						
			1/27/10 (A)	L	53-64						
			1/25/11 (H)	L (3OT)	103-111						
			2/21/11 (A)	L	60-64						
			1/20/12 (H)	L	85-92						
			2/17/12 (A)	W	86-80						
			1/25/13 (A)	L	65-96						
			2/22/13 (H)	W	80-71						
			~3/8/13 (N)	L	58-72						
			1/5/14 (H)	L	55-68						
			1/31/14 (A)	L	68-71						
			%3/4/14 (A)	L	55-77						
			1/10/15 (A)	L	50-72						
			2/7/15 (H)	L	51-67						
			1/9/16 (A)	L	53-82						
			2/25/16 (H)	W	80-73						
			#3/6/16 (A)	L (OT)	78-80						
			~Atlantic Sun Tournament (Macon, Ga.)								
			%Atlantic Sun Tournament (Fort Myers, Fla.)								
			#Atlantic Sun Tournament Championship game (Fort Myers, Fla.)								
			Florida International (7-14)								
			11/26/90 (A)	L	84-88						
			2/18/91 (H)	W	89-67						
			1/11/92 (A)	L	62-78						
						Florida Southern (59-27)					
						2/16/12 (H)	L	6-22			
						12/11/13 (H)	W	30-16			
						1/29/15 (H)	L	22-24			
						2/6/15 (A)	L	16-42			
						1916 (H)	W	54-11			
						1916 (A)	W	42-13			
						1/26/26 (A)	W	38-9			
						2/22/26 (A)	W	56-9			
						2/14/27 (H)	L	22-29			
						1/27/28 (H)	L	19-33			
						2/10/28 (H)	W	18-15			
						2/12/30 (A)	W	38-34			
						2/24/30 (H)	L	33-34			
						1/23/31 (A)	L	21-23			
						2/14/31 (H)	W	46-23			
						1/14/32 (H)	W	52-24			
						2/17/32 (A)	W	36-20			
						1934 (A)	L	22-29			
						2/2/39 (A)	W	49-23			
						2/24/39 (A)	W	37-30			
						2/3/40 (H)	W	34-20			
						2/22/40 (A)	W	25-21			
						1/18/41 (A)	W	43-30			
						2/21/41 (A)	W	45-30			
						1/13/42 (H)	W	85-23			
						2/5/46 (H)	L	36-40			
						2/22/46 (A)	L	32-50			
						1/18/47 (A)	L	42-44			
						2/15/47 (H)	W	41-30			
</											

Illinois State (0-1)	2/24/00 (H)	W	83-79	1/2/13 (A)	W	70-60	1/31/09 (H)	W (OT)	85-81			
%1/7/69 (H)	L	91-92	1/13/01 (H)	W	78-68	2/28/13 (H)	W	91-77	1/2/10 (A)	L	63-84	
%-Hatter Classic (DeLand, Fla.)			2/24/01 (A)	L	64-82	1/23/14 (A)	W	68-65	2/20/10 (H)	L	71-85	
			12/1/01 (A)	L	57-67	2/21/14 (H)	L	63-67	1/3/11 (H)	W	76-66	
Illinois Wesleyan (2-1)	1/22/02 (H)	W	68-58	1/22/15 (A)	L	82-88	1/28/11 (A)	L	62-82			
12/19/52 (A)	L	72-82	1/10/03 (H)	L	71-75	2/21/15 (H)	L	56-61	1/16/12 (A)	L (OT)	103-104	
12/21/72 (H)	W	80-70	2/22/03 (A)	L	58-73	1/23/16 (A)	W	84-79	2/11/12 (H)	L (OT)	91-99	
12/21/73 (H)	W	89-63	1/14/04 (H)	W	66-64	2/18/16 (H)	L	82-92	1/19/13 (H)	W	85-69	
			1/27/04 (A)	L	74-80				2/14/13 (A)	W	76-66	
Indiana (0-1)	1/3/2005 (A)	W	68-63	Kentucky Wesleyan (0-1)					12/30/13 (H)	W	65-63	
12/4/2011 (A)	L	50-84	1/26/05 (H)	L	58-70	&3/9/67 (N)	L	55-68	3/1/14 (A)	L	76-83	
			1/5/06 (H)	W	69-57	§-NCAA College Division Tournament (Evansville, Ind.)						
IPFW (0-2)	2/19/06 (A)	W	81-66	1/20/07 (A)	L	65-69	King College (1-0)					
12/3/14 (H)	L	76-87	2/18/07 (H)	W	62-57	12/21/64 (H)	W	84-47	2/12/15 (A)	L	85-87	
12/19/15 (A)	L	89-95	1/3/08 (A)	L (3OT)	94-98				1/21/16 (A)	L	87-92	
			3/1/08 (H)	W	81-64	Louisville (1-5)			2/20/16 (H)	L	74-77	
Indiana-Southeast (1-0)	1/23/09 (H)	L	61-84	1/23/09 (H)	L	61-84	1/3/53 (H)	L	81-83	~3/3/16 (A)	W	96-75
11/30/79 (H)	W	85-68	2/23/09 (A)	L	66-81	2/6/54 (A)	L	61-79	Long Island (1-0)			
			1/8/10 (H)	L	70-80	12/11/58 (A)	L	47-81	%12/10/76 (H)	W	57-47	
Iona (0-2)	2/13/10 (A)	L	54-69	1/8/10 (H)	L	70-80	12/4/68 (A)	L	69-84	%Hatter Classic (DeLand, Fla.)		
12/19/63 (A)	L	46-73	12/2/10 (A)	L	61-70	~1/17/70 (A)	W	87-80	Longwood (1-1)			
12/30/91 (H)	L (OT)	102-105	2/26/11 (H)	W	70-62	12/2/09 (A)	L	48-80	12/29/07 (A)	L	76-78	
			1/7/12 (H)	W	73-61	^Game played at Orlando, Fla.						
Jacksonville (35-48)	2/7/58 (A)	W	108-91	2/6/12 (A)	L	63-74	La Salle (1-3)					
2/25/58 (H)	W	86-74	1/7/13 (H)	W	81-72	2/5/78 (A)	L	72-77	1/10/72 (H)	W	69-67	
1/6/59 (A)	L	68-84	1/31/13 (A)	L	70-71	12/22/78 (H)	W	90-76	Loras (1-0)			
2/17/59 (H)	W	110-94	1/9/14 (A)	L	75-88	1/2/80 (A)	L	64-74	1/10/72 (H)	W	69-67	
12/1/59 (H)	W	90-78	2/8/14 (H)	W	73-68	2/27/82 (H)	L	69-71	Louisiana College (2-1)			
2/19/60 (A)	L	66-70	1/14/15 (A)	L	69-71	Lafayette (1-0)			1/9/34 (A)	W	28-27	
12/3/60 (A)	L	91-99	2/25/15 (H)	W	70-67	%1/5/70 (H)	W	82-78	1/8/35 (A)	L	24-28	
1/10/61 (H)	W	86-61	1/30/16 (A)	L	60-75	%Hatter Classic (DeLand, Fla.)						
1/22/62 (H)	L	85-90	2/6/16 (H)	L (OT)	88-96	Lakeland (Wisc.) (1-0)			12/9/68 (A)	W	69-65	
2/23/62 (A)	W	68-67	§-NAIA District 25 Playoffs (Atlanta, Ga.)			1/2/71 (H)	W	78-64	Louisiana-Lafayette (5-14)			
&3/3/62 (A)	W	61-57	^NAIA District 25 Playoffs (Statesboro, Ga.)			Lambuth (0-1)			1/17/33 (A)	W	28-26	
11/30/62 (A)	W	69-65	#-NAIA District 25 Playoffs (Jacksonville, Fla.)			3/4/9 (N)	L	46-56	1/8/34 (A)	L	25-26	
2/23/63 (H)	L	63-69	^Game played at Winter Park, Fla.			Lawrence Tech (0-1)			1/6/35 (A)	L	21-34	
3/4/63 (A)	W	63-59	Jacksonville State (4-8)			*-forfeit			12/28/59 (A)	L	73-80	
12/2/63 (H)	W	68-63	1/15/49 (H)	L	44-55	Lehigh (4-0)			1/18/77 (H)	L	67-74	
2/10/64 (A)	L	77-93	1/6/96 (A)	L	67-96	%1/3/72 (N)	W	58-57	11/26/77 (A)	L	85-89	
13/4/64 (A)	L	62-86	1/4/97 (H)	W	86-78	1/8/73 (H)	W	84-78	1/12/81 (H)	W	85-71	
12/9/64 (A)	L	55-65	1/15/98 (H)	L	58-61	%1/6/75 (H)	W	72-57	12/17/81 (A)	L	75-96	
2/23/65 (H)	L	67-70	2/4/99 (H)	W	59-44	%1/3/80 (H)	W	69-56	1/18/82 (H)	W	77-69	
#3/1/65 (A)	L	72-73	12/4/99 (H)	L	52-57	%Hatter Classic (DeLand, Fla.)						
12/9/65 (H)	L	76-86	2/12/00 (A)	L	65-71	Liberty (1-0)			1/23/82 (A)	L	52-72	
2/15/66 (A)	L	65-79	1/3/01 (A)	L	66-69	1/2/89 (H)	W	88-66	1/25/83 (A)	L	69-71	
12/7/66 (A)	W	97-88	2/8/01 (H)	W	73-59	Lincoln Memorial (1-0)			2/21/83 (H)	L	72-74	
1/21/67 (H)	W	80-70	1/7/02 (H)	W	89-83	%12/16/60 (H)	W	75-61	2/6/84 (A)	W	66-59	
12/12/67 (H)	W	67-65	2/7/02 (A)	L	78-90	%Hatter Classic (DeLand, Fla.)						
1/10/68 (H)	L	66-77	12/7/02 (A)	L (OT)	82-101	Lipscomb (15-15)			2/11/84 (H)	L (OT)	69-73	
1/13/69 (A)	L	74-85				12/19/62 (H)	L	59-67	1/12/85 (H)	L	65-77	
2/24/69 (H)	L	89-96	James Madison (0-1)			1/8/73 (H)	W	84-78	2/4/85 (A)	L	72-89	
1/24/72 (A)	L	84-107	12/30/11 (H)	L (OT)	69-71	%1/3/72 (N)	W	58-57	2/3/86 (A)	L	55-83	
~1/31/73 (A)	L	74-78	Johnson & Wales (1-0)			1/8/73 (H)	W	84-78	2/22/86 (H)	L	69-82	
2/18/74 (A)	L	62-71	11/24/08 (H)	W	59-36	%1/6/75 (H)	W	72-57	Louisiana Tech (0-2)			
2/15/75 (H)	W	48-47	Kennesaw State (11-11)			%1/3/80 (H)	W	69-56	1/11/34 (A)	L	31-50	
1/21/76 (H)	L	59-66	1/21/06 (H)	L	57-73	%Hatter Classic (DeLand, Fla.)						
2/10/76 (A)	L	51-57	1/30/06 (A)	W	80-68	Loyola (Md.) (0-1)			1/9/35 (A)	L	35-38	
2/7/77 (A)	W	60-54	11/30/06 (H)	W	61-56	%12/7/85 (H)	L	62-69	Loyola Marymount (0-1)			
12/16/77 (H)	W	86-68	2/24/07 (A)	L	67-72	%Hatter Classic (DeLand, Fla.)						
1/20/78 (A)	L	52-63	1/17/08 (H)	W	66-54	MacAlester (1-0)			&12/1/89 (A)	L	95-125	
12/6/78 (H)	W	83-71	2/14/08 (A)	L	67-75	§-Gator Bowl Classic (Jacksonville, Fla.)						
12/4/79 (A)	L	63-75	1/16/09 (A)	W	69-52	MacMurray (1-0)			1/4/64 (H)	W	75-71	
2/14/80 (H)	L	56-60	2/14/09 (H)	W	59-39	1/17/05 (H)	W	71-66	MacMurray (1-0)			
2/3/81 (H)	W	64-51	1/24/10 (H)	L	59-75	2/5/05 (A)	W	73-71	12/31/65 (H)	W	110-75	
2/17/81 (A)	W	56-54	2/1/10 (A)	L	62-73	1/16/06 (A)	L	52-57	Maine (2-0)			
2/15/81 (H)	L	84-98	2/1/10 (A)	L	62-63	2/6/06 (H)	W	85-67	1/29/70 (H)	W	115-70	
2/23/82 (A)	L	59-60	1/16/11 (H)	L	62-63	1/7/07 (A)	L	68-79				
11/27/93 (A)	L	69-95	2/12/11 (A)	L	65-67	2/3/07 (H)	W	69-67				
11/30/94 (H)	L	77-89	1/2/12 (A)	W	66-62	2/2/08 (A)	L	53-77				
12/4/95 (A)	L	66-74	1/30/12 (H)	W	75-59	1/5/09 (A)	W	76-68				
1/7/99 (A)	W	62-47										
2/20/99 (H)	L	61-62										
1/15/00 (A)	W	71-69										

SERIES RESULTS

2016-17 STETSON MEN'S BASKETBALL

1/14/78 (H)	W	53-49	2/16/57 (H)	W	116-72	2/5/00 (H)	L	74-86	1/18/54 (A)	W	85-63
Manhattan (I-1)			2/1/58 (A)	L	70-76	12/4/00 (H)	L (OT)	76-80	2/11/54 (H)	W	108-56
12/3/77 (H)	L	88-92	2/8/58 (H)	L	76-78	2/1/01 (A)	L	72-81	2/14/55 (H)	W	89-85
11/21/79 (A)	W	101-82	1/31/59 (A)	W	91-85	3/1/01 (N)	W	71-67	2/22/55 (A)	L	77-79
†-Tangerine Bowl Classic (Winter Park, Fla.)											
Marist (I-0)			2/14/59 (H)	W	75-57	1/19/02 (H)	W	76-71	1/16/55 (A)	L	79-85
%12/7/84 (H)	W	59-57	1/11/60 (A)	L	81-90	1/28/02 (A)	W	58-55	2/8/56 (H)	W	91-84
%Hatter Classic (DeLand, Fla.)											
Marquette (I-9)			1/16/60 (H)	W	102-55	1/4/03 (H)	L	72-86	1/7/57 (A)	L	81-89
2/13/79 (A)	L	78-86	1/14/15 (H)	W	79-58	3/1/03 (A)	L	84-101	2/6/57 (H)	W	95-93
2/20/80 (H)	W	77-72	2/6/61 (A)	W	88-59	1/22/04 (H)	W	77-68	1/8/58 (A)	L	80-103
3/4/81 (A)	L	58-91	13/3/61 (N)	W	83-80	1/30/04 (A)	L	62-76	2/15/58 (H)	L	85-92
3/6/82 (H)	L	61-72	1/8/62 (A)	W	71-57	12/2/04 (H)	L	76-89	2/5/59 (H)	W	110-97
3/1/83 (A)	L (OT)	66-69	1/20/62 (H)	W	71-57	2/25/05 (A)	L	73-74	2/19/59 (A)	L	81-99
2/18/84 (A)	L	55-69	1/7/63 (A)	L	65-73	1/24/06 (H)	L (OT)	81-82	2/5/60 (H)	L	86-94
2/19/86 (A)	L	63-68	2/7/63 (H)	W	72-59	2/10/06 (A)	W	73-72	2/11/60 (A)	W	73-72
2/7/87 (A)	L	68-76	1/13/64 (A)	W	72-62	1/2/07 (A)	L	63-84	2/3/61 (H)	W	76-68
2/8/88 (H)	L	57-70	2/7/64 (H)	W	89-70	1/26/07 (H)	L	66-78	2/15/61 (A)	L	84-91
1/27/16 (A)	L	60-74	1/11/65 (A)	L	77-81	1/19/08 (H)	W	76-74	2/2/62 (H)	L	70-79
Marshall (5-2)			2/12/65 (H)	W	78-72	2/16/08 (A)	W	75-73	2/13/62 (A)	L	78-86
2/24/73 (N)	L	67-86	12/4/65 (A)	L	65-70	1/18/09 (A)	L (OT)	98-101	2/1/63 (H)	W	66-64
1/21/74 (A)	L	58-68	2/12/66 (H)	W	71-60	2/16/09 (H)	L (OT)	80-88	2/26/63 (A)	L	60-75
12/5/74 (H)	W	73-58	1/7/67 (A)	L	71-76	1/22/10 (H)	W	76-69	1/31/64 (H)	L	75-81
11/29/75 (A)	W	91-85	2/18/67 (H)	L	68-73	1/30/10 (A)	L	57-91	2/22/64 (A)	L	70-87
1/12/76 (H)	W	75-68	2/10/68 (A)	L	68-76	1/14/11 (H)	W	79-72	2/4/65 (H)	L	84-86
1/6/77 (H)	W	74-63	2/17/68 (H)	W	82-63	2/10/11 (A)	L (OT)	62-72	2/17/65 (A)	L	84-95
1/13/83 (A)	W	68-65	12/2/68 (A)	W	82-80	1/4/12 (A)	L	59-75	1/27/66 (H)	L	78-89
†-Tangerine Bowl (Winter Park, Fla.)											
McMurry (I-0)			2/15/69 (H)	L	93-97	1/28/12 (H)	L	64-75	2/24/66 (A)	L	77-86
1/7/71 (H)	W	77-63	2/16/70 (A)	W	91-60	12/31/12 (A)	L	64-70	1/26/67 (H)	L	56-63
McNeese State (0-2)			2/28/70 (H)	L	74-78	3/2/13 (H)	L	65-77	2/14/67 (A)	L	81-95
&11/28/75 (N)	L	81-84	1/16/71 (A)	L	53-73	1/25/14 (A)	L	49-87	1/26/68 (H)	L	67-72
12/9/92 (H)	L	74-80	2/20/71 (H)	W	78-64	2/23/14 (H)	L	52-73	2/20/68 (A)	L	71-88
&-New Orleans Classic (New Orleans, La.)											
Memphis (0-1)			2/19/76 (H)	W	58-47	&-NAIA District 25 Playoffs (Statesboro, Ga.)					
1/18/58 (A)	L	58-64	2/9/78 (H)	W	66-65	†-NAIA District 25 Playoffs (Atlanta, Ga.)					
Mercer (73-60)			2/20/78 (A)	L	64-68	%Hatter Classic (DeLand, Fla.)					
2/2/20 (A)	L	27-43	1/13/79 (A)	W	82-75	S-Atlantic Sun Tournament (Little Rock, Ark.)					
1/16/31 (A)	L	26-30	2/28/79 (H)	L	81-82	~Atlantic Sun Tournament (Atlanta, Ga.)					
1/17/31 (A)	L	25-32	1/17/80 (H)	W	92-70	Miami (Fla.) (32-50)			1/29/69 (H)	L	90-98
1/27/33 (H)	W	38-25	1/30/80 (A)	L	56-75	1/20/28 (A)	L	25-33	2/4/69 (A)	W	87-83
2/10/33 (A)	L	33-41	1/31/81 (A)	W (OT)	63-62	1/25/28 (H)	W	32-26	1/24/70 (H)	W	116-88
1/5/34 (A)	W	35-26	2/12/81 (H)	W	76-71	1/26/29 (A)	L	13-31	2/21/70 (A)	W	95-86
2/18/36 (H)	W	49-20	12/5/81 (H)	L	72-75	2/6/29 (H)	W	20-13	1/30/71 (H)	W	80-74
2/25/36 (A)	W	34-32	1/30/82 (A)	L (OT)	76-77	1/30/31 (A)	W	36-16	2/8/71 (A)	W	91-76
2/25/36 (A)	W	45-28	1/8/83 (A)	L	80-81	2/12/31 (H)	W	37-15	12/2/03 (A)	L	70-91
2/26/36 (A)	W	59-32	1/18/83 (H)	W	74-73	1/12/40 (A)	W	33-29	12/18/04 (A)	L	50-81
1/1/37 (N)	L	27-36	12/6/83 (H)	W	91-76	1/13/40 (A)	W	39-27	12/27/05 (A)	L	56-65
1/24/48 (H)	L	42-54	1/18/84 (A)	W	70-68	2/16/40 (H)	W	46-37	12/16/06 (A)	L	64-89
2/23/48 (A)	L	35-64	12/4/84 (H)	L	71-89	2/17/40 (H)	W	48-43	12/17/07 (A)	L	53-89
1/18/50 (H)	L	57-64	1/16/85 (A)	W	61-53	1/10/41 (A)	W	46-29	11/29/08 (A)	L	65-79
2/16/50 (A)	L	57-62	11/30/85 (H)	W	75-72	1/11/41 (A)	W	51-41	12/16/09 (H)	L	49-69
1/7/52 (H)	W	97-59	1/28/86 (A)	L	53-67	2/8/41 (H)	W	45-40	12/12/10 (A)	L	54-68
1/8/52 (H)	W	79-66	1/3/87 (A)	W	57-56	1/13/40 (A)	W	39-27	11/9/12 (A)	L	79-87
2/21/52 (A)	W	71-60	2/4/87 (H)	W	71-65	2/16/40 (H)	W	46-37	Michigan State (0-1)		
2/22/52 (A)	W	63-59	S3/5/87 (N)	W	75-68	2/17/40 (H)	W	48-43	&12/11/92 (N)	L	59-78
1/24/53 (H)	W	77-68	1/7/88 (H)	W	79-67	1/10/41 (A)	W	46-29	&-Los Angeles Classic (Los Angeles, Calif.)		
2/21/53 (A)	L	62-66	2/11/88 (A)	L	74-86	1/11/41 (A)	W	51-41	Middle Tenn. (0-3)		
12/10/53 (A)	L	54-67	1/5/89 (H)	W	81-64	2/8/41 (H)	W	45-40	12/8/60 (A)	L	56-69
2/13/54 (H)	L	54-56	2/6/89 (A)	L	76-83	1/12/40 (A)	W	33-29	12/1/61 (A)	L	76-77
1/15/55 (H)	W	87-82	1/27/90 (A)	W	68-58	1/13/40 (A)	W	39-27	%12/11/62 (H)	L	61-79
2/7/55 (A)	W	81-74	2/22/90 (H)	W	78-70	2/9/41 (H)	L	35-40	%Hatter Classic (DeLand, Fla.)		
1/28/56 (H)	W	93-80	1/21/91 (A)	W	83-54	2/9/41 (H)	L	35-40	Millsaps (I-3)		
2/6/56 (A)	L	83-90	2/14/91 (H)	W	68-55	2/12/42 (H)	W	47-42	3/1/35 (A)	L	32-48
&3/2/56 (N)	W	118-91	2/1/92 (H)	W	87-78	2/13/42 (H)	W	42-34	2/16/37 (H)	W	38-24
2/1/57 (A)	W	99-91	2/29/92 (A)	L	66-79	3/5/42 (A)	W	44-37	2/17/37 (H)	L	31-33
			1/30/93 (A)	L	70-75	3/6/42 (A)	L	36-46	1/8/49 (A)	L	50-52
			2/27/93 (H)	W	94-87	1/24/47 (A)	W	53-46	Mississippi (I-2)		
			1/3/94 (H)	W	67-63	1/25/47 (A)	L	50-74	2/22/69 (H)	W	120-89
			2/12/94 (A)	W	80-71	2/21/47 (H)	L	41-42	1/4/92 (A)	L	64-84
			2/4/96 (H)	L	83-87	2/22/47 (N)	L	38-44	12/17/96 (A)	L	50-78
			2/11/95 (A)	W	92-79	1/16/48 (H)	W	49-46	Mississippi College (3-2)		
			1/20/96 (A)	L	67-77	1/17/48 (H)	L	39-59	2/24/31 (N)	L	37-61
			1/18/97 (H)	W	75-67	2/13/48 (A)	W	41-36	1/10/35 (A)	W	44-40
			1/5/98 (A)	W	76-64	2/5/49 (A)	L	42-53	12/6/48 (H)	L	48-50
			1/23/99 (H)	W	85-67	2/11/49 (H)	L	58-70	1/11/56 (H)	W	96-76
			2/15/99 (A)	W	60-43	2/12/49 (H)	L	46-81	11/28/83 (H)	W	68-67
			12/6/99 (A)	W	77-74	1/7/50 (A)	L	58-65			
						2/8/50 (A)	L	61-88			
						2/9/50 (H)	L	63-82			
						1/25/51 (A)	L	55-82			
						2/14/51 (H)	L	66-78			
						1/14/52 (A)	L	57-88			
						2/9/52 (H)	L	74-80			
						1/12/53 (A)	L	70-71			
						2/4/53 (H)	W	80-77			

Mississippi State (0-1) 1/7/66 (A) L 76-87	2/6/86 (H) L 60-78 %-Hatter Classic (DeLand, Fla.)	Northern Colorado (0-1) 11/28/14 (A) L 62-82	Pacific Lutheran (0-1) ^3/12/57 (N) L 86-112 ^NIAA National Tournament (Kansas City, Mo.)
Mississippi Valley State (0-1) 12/22/95 (H) L 61-81	Newberry (6-5) 3/3/26 (N) L 21-34 2/9/37 (A) W 28-24 1/13/39 (H) W 32-26 1/14/39 (H) W 27-23 2/9/39 (A) W 42-36 2/10/39 (A) L 29-39 2/10/40 (A) L 52-53 2/14/41 (A) W 34-27 2/5/47 (A) L 37-48 1/31/48 (H) L 47-51 2/11/61 (H) W 99-73	Northern Illinois (1-2) 1/22/68 (H) L 54-70 2/13/75 (H) W 88-47 2/16/76 (A) L 68-80	Palm Beach Atlantic (5-1) 11/23/96 (H) W 80-68 11/20/2006 (H) W 80-63 11/9/07 (H) W 56-54 11/25/09 (H) W 85-67 11/26/10 (H) L 55-61 11/20/14 (H) W 96-85
Missouri (0-3) 12/30/00 (A) L 64-89 11/12/06 (A) L 45-66 12/20/08 (A) L 44-78	Niagara (1-0) 11/2/12/81 (A) W 80-57 !-Tangerine Bowl Tournament (Orlando, Fla.)	Northern Iowa (1-0) ^3/10/53 (A) W 75-57 ^NIAA National Tournament (Kansas City, Mo.)	Piedmont (1-0) &3/11/57 (A) W 72-57 &-NIAA District 25 Playoffs (Statesboro, Ga.)
Missouri State (1-1) ^3/11/53 (A) L 71-98 12/28/00 (A) W 80-76 ^NIAA National Tournament (Kansas City, Mo.)	North Carolina (2-3) 1/3/85 (A) L 71-85 12/3/86 (A) L 64-100 12/3/87 (A) L 74-86	Northern Kentucky (3-3) 1/17/13 (H) W 71-59 2/16/13 (A) W 62-46 1/1/14 (H) L (OT) 65-67 2/27/14 (A) L 58-96 1/29/15 (H) W 85-75 2/14/15 (A) L 57-82	Pikeville College (1-0) 12/9/57 (H) W 101-99
Missouri-St. Louis (0-1) 1/6/72 (H) L 69-74	North Carolina A&T (1-0) 11/11/2006 (N) W 72-69	Northwestern (La.) State (1-2) &3/21/39 (N) L 23-32 3/41 (N) L 36-49 2/18/78 (H) W 85-70 &-SIAA Playoffs (Bowling Green, Ky.)	Pittsburgh (0-1) &12/29/90 (A) L 69-84 &-Rainbow Classic (Honolulu, Hawaii)
Monmouth (0-2) 1/17/72 (H) L 73-84 %12/7/91 (H) L 66-87 %-Hatter Classic (DeLand, Fla.)	NC State (0-5) 1/29/17 (A) L 14-28 2/7/24 (A) L 17-24 12/9/38 (H) L 15-25 11/26/99 (A) L 45-79 \$11/18/05 (A) L 61-91 S-Hispanic College Fund Classic (Raleigh, NC.)	Notre Dame (0-2) 12/21/98 (A) L 55-79 11/10/2013 (A) L 49-80	Presbyterian (11-7) 2/12/37 (A) L 16-19 2/12/38 (A) L 33-34 2/8/39 (A) W 34-28 2/8/40 (A) L 38-39 1/3/41 (H) W 37-33 1/4/41 (H) L 31-33 2/15/41 (A) W 43-38 2/6/47 (A) W 57-47 2/5/55 (A) W 81-80 1/14/56 (H) W 89-81 12/9/61 (H) W 78-63 %12/14/62 (H) L 69-70 1/16/64 (A) W 92-73 12/2/64 (H) W 84-66 1/31/66 (A) W 59-55 1/13/68 (A) L 83-101 2/6/71 (H) W 106-84 11/29/84 (H) L 63-66 %-Hatter Classic (DeLand, Fla.)
Morehead State (1-0) %1/4/82 (H) W 68-61 %-Hatter Classic (DeLand, Fla.)	North Florida (11-13) 2/1/93 (H) W 95-75 1/2/06 (H) W 52-40 2/17/06 (A) W (OT) 81-77 1/18/07 (A) W (OT) 63-60 2/15/07 (H) W 74-63 1/5/08 (A) W (OT) 71-69 2/28/08 (H) W 73-56 1/25/09 (H) L 53-55 2/21/09 (A) L 66-78 1/10/10 (H) L 44-54 2/11/10 (A) W 71-60 12/4/10 (A) W 74-64 2/24/11 (H) L 77-80 1/9/12 (H) W 68-64 2/4/12 (A) L 96-99 1/5/13 (H) L 74-90 2/2/13 (A) L 59-64 1/11/14 (A) L 60-74 2/6/14 (H) L 52-54 1/17/15 (H) L 65-80 2/28/15 (A) L 71-86 ^3/3/15 (A) L 67-81 1/6/16 (H) L 79-97 2/1/16 (A) W 86-82 ^Atlantic Sun Tournament (Jacksonville, Fla.)	Oglethorpe (3-2) 2/13/60 (H) W 66-64 &2/25/60 (A) W 87-73 2/9/60 (A) W 44-39 ^3/4/61 (A) L 68-81 2/17/62 (H) L 53-55 &-NIAA District 25 Playoffs (Tampa, Fla.) ^NIAA District 25 Playoffs (DeLand, Fla.)	Providence (0-1) 12/5/70 (A) L 57-77
Mount St Mary's (1-0) 13/6/70 (N) W 78-77 !-NCAA South Atlantic Regional (Statesboro, Ga.)	New Hampshire (2-2) 12/29/62 (H) L 74-82 &1/3/69 (N) L 90-94 1/23/73 (H) W 101-92 ^12/29/02 (N) W 75-69 &-Game played in Orlando, Fla. ^Poinsettia Holiday Classic (Greenville, S.C.)	Ohio (0-1) 12/2/78 (H) L 95-98	Puerto Rico Mayaguez (2-0) 11/20/99 (H) W 79-51 11/24/03 (H) W 74-60
Murray State (1-1) 12/12/59 (H) W 80-67 12/10/60 (A) L 59-70	NJIT (1-2) 1/16/16 (H) L 59-71 2/11/16 (A) L 70-74 ^3/1/16 (A) W 82-67 ^Atlantic Sun Conference Tournament (Newark, N.J.)	Ohio State (0-3) 11/30/77 (A) L 71-108 12/8/79 (H) L 50-69 11/28/84 (A) L 67-73 !-Florida Citrus Bolw Tournament (Orlando, Fla.)	Purdue (1-4) 11/23/02 (A) L 60-61 11/26/85 (A) L 52-88 11/28/86 (H) L 65-97 11/24/90 (A) W 58-56 12/17/91 (A) L 75-101 !-Tangerine Bowl Tournament (Orlando, Fla.)
Navy (1-0) 11/2/11/81 (N) W 80-56 !-Tangerine Bowl Tournament (Winter Park, Fla.)	New Mexico (1-1) &2/2/74 (N) W 67-65 12/9/74 (A) L 82-90 &-Game played at Lakeland, Fla.	Ohio State (0-3) 11/30/77 (A) L 71-108 12/8/79 (H) L 50-69 11/28/84 (A) L 67-73 !-Florida Citrus Bolw Tournament (Orlando, Fla.)	Radford (1-1) 1/2/92 (H) L 57-66 12/20/94 (H) W 87-78
New Hampshire (2-2) 12/29/62 (H) L 74-82 &1/3/69 (N) L 90-94 1/23/73 (H) W 101-92 ^12/29/02 (N) W 75-69 &-Game played in Orlando, Fla. ^Poinsettia Holiday Classic (Greenville, S.C.)	New Mexico State (0-1) 11/24/14 L 68-88	Oklahoma (0-2) 12/9/71 (A) L 78-94 12/7/72 (A) L 76-84	Rhode Island (0-1) 11/17/07 (H) L 65-80
New Jersey (1-2) 1/16/16 (H) L 59-71 2/11/16 (A) L 70-74 ^3/1/16 (A) W 82-67 ^Atlantic Sun Conference Tournament (Newark, N.J.)	New Orleans (5-7) %12/10/77 (H) L 61-84 2/28/81 (H) W 77-64 %1/5/82 (H) W 67-66 1/21/82 (A) L 64-82 1/24/83 (A) W 78-72 2/12/84 (H) W 72-70 1/14/84 (H) L 56-58 2/4/84 (A) L 57-64 1/28/85 (H) W 90-74 2/2/85 (A) L 61-70 2/1/86 (A) L 52-64	Oklahoma City (1-0) ^1/31/74 (N) W 89-81 ^Game played at Winter Park, Fla.	Rice (0-2) 12/29/97 (A) L 55-75 ^12/21/10 (N) L 63-66 ^Las Vegas Holiday Hoops Classic (Las Vegas, Nev.)
New Mexico (1-1) &2/2/74 (N) W 67-65 12/9/74 (A) L 82-90 &-Game played at Lakeland, Fla.	North Texas State (0-2) 12/29/59 (A) L 69-85 12/9/69 (A) L 75-85	Old Dominion (0-6) &3/12/71 (A) L 65-89 2/28/77 (H) L 72-79 2/5/79 (A) L 94-97 2/4/80 (H) L 64-66 1/26/81 (A) L 65-75 2/20/82 (H) L 66-68 &-NCAA South Atlantic Regional (Norfolk, Va.)	Richmond (1-5) 1/29/77 (A) L 60-69 1/3/78 (H) W 73-56
New Mexico State (0-1) 11/24/14 L 68-88	Northeastern (2-1) 12/16/85 (H) L 61-75 12/22/87 (H) W 78-73 %12/30/93 (H) W 81-72 %-Hatter Classic (DeLand, Fla.)	Oral Roberts (2-2) 2/17/79 (A) L 97-126 2/9/80 (H) W 81-75 3/3/85 (A) L 76-93 2/27/89 (H) W 94-83	
New Orleans (5-7) %12/10/77 (H) L 61-84 2/28/81 (H) W 77-64 %1/5/82 (H) W 67-66 1/21/82 (A) L 64-82 1/24/83 (A) W 78-72 2/12/84 (H) W 72-70 1/14/84 (H) L 56-58 2/4/84 (A) L 57-64 1/28/85 (H) W 90-74 2/2/85 (A) L 61-70 2/1/86 (A) L 52-64	Otterbein (1-0) 12/1/80 (H) W 79-77		

SERIES RESULTS

2016-17 STETSON MEN'S BASKETBALL

2/7/79 (A)	L	88-101
1/5/83 (H)	L	52-53
12/15/12 (A)	L	57-76
11/15/15 (A)	L	85-108

~Las Vegas Invitational (Richmond, Va.)

Rider (2-1)

1/21/69 (H)	W	74-69
12/21/85 (H)	W	71-63
12/29/93 (H)	L	67-68

%-Hatter Classic (DeLand, Fla.)

Roanoke (1-0)

3/13/71 (A)	W	91-72
-------------	---	-------

6-NCAA South Atlantic Regional (Norfolk, Va.)

Robert Morris (3-0)

12/4/76 (N)	W	70-60
1/8/81 (H)	W	77-66
1/7/82 (H)	W	80-76

6-Indiana Hall of Fame Classic (Terre Haute, Ind.)

Rochester College (2-0)

12/20/69 (H)	W	84-53
1/10/75 (H)	W	108-78

Rollins (83-21)

11/29/00 (H)	L	5-7
12/19/00 (A)	W	9-6
2/2/01 (A)	W	8-6
1/5/04 (A)	W	14-13
1/25/04 (H)	L	6-21
2/2/04 (A)	L	7-26
1/4/17 (H)	W	45-10
1/11/17 (H)	W	50-9
1919-20 (H)	W	55-16
1919-20 (A)	W	55-20
1920-21 (A)	W	62-19
1921-22 (A)	W	26-19
1921-22 (A)	L	33-37
2/3/23 (A)	L	16-30
2/9/23 (H)	L	22-24
1/18/26 (A)	W	33-18
2/12/26 (H)	W	43-11
2/11/27 (H)	W	47-15
1/17/28 (H)	W	29-16
2/3/28 (A)	L	19-29
1/18/29 (H)	W	44-15
1/19/29 (A)	W	19-18
2/1/29 (H)	W	26-24
2/2/29 (A)	W	12-11
1/26/30 (A)	L	15-16
2/7/30 (H)	W	43-25
2/13/32 (H)	W	28-15
2/13/32 (H)	W	17-6
2/13/32 (H)	W	32-14
1933-34 (H)	W	47-15
1933-34 (A)	W	53-18
2/21/35 (H)	W	32-15
2/25/35 (H)	W	44-34
2/26/35 (A)	W	42-21
2/16/39 (H)	W	50-25
2/27/39 (A)	W	54-25
2/2/40 (H)	L	37-41
2/27/40 (A)	W	40-33
1/30/41 (A)	W	48-33
2/27/41 (H)	W	62-31
2/12/46 (A)	W	49-31
2/28/46 (H)	W	34-30
1/24/50 (H)	W	63-48
2/4/50 (A)	W	70-46
1/8/51 (H)	W	74-58
1/20/51 (A)	L	49-54
1/30/51 (H)	W	73-54

2/10/51 (A)	W	68-52
1/26/52 (A)	W	72-69
2/12/52 (A)	W	70-68
12/10/52 (A)	W	82-68
1/17/53 (H)	W	96-74
2/27/53 (H)	W	83-75
12/15/53 (H)	L	61-64
2/23/54 (A)	W	82-64
1/11/55 (H)	W	71-57
2/19/55 (A)	W	88-76
1/19/56 (A)	W	90-77
2/17/56 (H)	W	105-63
12/5/56 (H)	W	88-87
2/19/57 (A)	L	100-112
1/25/58 (H)	W	88-71
2/18/58 (A)	L	74-90
2/27/58 (A)	W	87-68
1/17/59 (H)	W	77-61
2/9/59 (A)	W	88-71
12/10/59 (A)	W	92-62
2/16/60 (H)	W	88-67
12/5/60 (A)	L	70-71
2/18/61 (H)	W	88-65
12/4/61 (A)	W	83-76
1/13/62 (H)	W	92-61
12/3/62 (A)	W	81-62
12/12/62 (H)	W	98-78
1/12/64 (H)	W	80-59
1/18/64 (A)	W	96-61
2/14/64 (H)	W	106-65
12/1/64 (A)	W	84-52
2/20/65 (H)	W	92-70
12/1/65 (H)	W	87-65
1/15/66 (A)	W	68-53
1/17/67 (N)	W	90-70
1/30/67 (N)	W	69-57
1/18/68 (A)	L	68-71
2/24/68 (H)	L	73-83
11/30/68 (A)	L	72-77
2/19/69 (H)	W	97-77
12/1/69 (H)	W	77-76
2/14/70 (A)	L	81-102
12/9/70 (H)	W	88-67
11/23/70 (A)	W	67-57
2/4/71 (A)	W	97-81
12/3/71 (A)	W	83-80
11/23/71 (A)	L	81-82
1/29/72 (H)	L	81-87
12/13/72 (H)	W	83-56
3/1/73 (A)	W	85-83
2/14/74 (A)	W	65-61
2/21/74 (H)	W	61-57
11/28/74 (A)	W	84-79
11/23/75 (A)	L	51-54
11/21/79 (A)	W	84-68
1/11/86 (A)	W	80-70
11/27/87 (H)	W	70-61

6-NAIA District 25 Playoffs (DeLand, Fla.)

~NAIA District 25 Playoffs (Statesboro, Ga.)

%-Hatter Classic (DeLand, Fla.)

!-Tangerine Bowl Tournament (Winter Park, Fla.)

Rutgers (0-1)

1/2/76 (H)	L	70-91
------------	---	-------

SIU Edwardsville (1-0)

12/15/79 (H)	W	93-81
--------------	---	-------

Skidmore (1-0)

12/30/06 (H)	W	85-55
--------------	---	-------

Saint Josephs (Pa.) (0-1)

2/12/14/84 (N)	L	55-57
----------------	---	-------

6-Indiana Classic (Bloomington, Ind.)

Saint Leo (4-0)

12/1/70 (H)	W	77-63
2/23/83 (H)	W	99-76
11/30/91 (H)	W	143-125
11/19/11 (H)	W	74-69

Samford (25-17)

2/12/76 (A)	W	86-69
11/29/76 (A)	L	69-74
1/28/78 (H)	W	62-56
2/19/79 (A)	W	77-75
1/26/80 (A)	L	75-77
2/11/80 (H)	W	68-65
1/19/81 (A)	L	75-83
2/14/81 (H)	W	88-66
1/15/83 (A)	W	93-70
2/10/83 (H)	W	52-50
2/5/87 (A)	W	72-60
2/26/87 (H)	W	65-63
1/28/88 (H)	W	80-67
3/3/88 (A)	W	86-75
12/19/88 (A)	W	87-68
3/4/89 (H)	W	70-65
1/4/90 (A)	W	79-77
2/3/90 (H)	W	82-75
1/31/91 (A)	W	80-70
2/28/91 (A)	W	81-59
1/16/92 (H)	W	71-70
2/13/92 (A)	L	59-75
3/6/92 (N)	L	44-58
1/14/93 (A)	L	71-88
2/11/93 (H)	W	76-57
1/8/94 (A)	W	43-40
2/3/94 (H)	W	56-52
13/4/94 (N)	W	54-42
1/23/95 (H)	W	83-62
2/20/95 (A)	W	90-80
1/4/96 (A)	L	54-56
1/2/97 (H)	L	45-46
#2/27/97 (N)	L	51-60
1/17/98 (A)	L	79-98
2/6/99 (H)	L	66-73
1/4/00 (H)	L	57-73
2/10/00 (A)	L	57-92
12/2/00 (A)	L	57-64
2/10/01 (H)	W	74-59
1/5/02 (H)	L	67-89
2/9/02 (A)	L	50-57
2/6/03 (A)	L	71-79

S-Atlantic Sun Tournament (Statesboro, Ga.)

!-Atlantic Sun Tournament (Orlando, Fla.)

#-Atlantic Sun Tournament (Charleston, S.C.)

Santa Clara (0-1)

12/17/83 (N)	L	60-73
--------------	---	-------

6-Houston Kettle Classic (Houston, Texas)

Savannah State (7-5)

2/2/06 (H)	W	70-60
2/15/06 (A)	W	62-53
12/23/06 (A)	W	58-46
2/13/07 (H)	W	88-74
12/20/07 (A)	W	70-62
2/19/08 (H)	L (OT)	60-63
2/12/09 (H)	W	66-52
12/21/09 (A)	L	46-57
2/15/10 (H)	L	68-82
11/30/10 (H)	W	69-64
1/18/11 (A)	L	49-50
1/23/12 (A)	L	45-75

Seton Hall (1-1)

11/29/70 (N)	L	60-61
11/28/73 (N)	W	102-76

!-Tangerine Bowl Tournament (Winter Park, Fla.)

Sewanee (1-0)

12/15/51 (H)	W	75-52
--------------	---	-------

Siena (1-0)

1/8/81 (H)	W	80-71
------------	---	-------

South Alabama (1-1)

3/3/76 (H)	L	61-74
11/27/76 (A)	W	66-65

South Carolina (2-3)

2/2/72 (A)	L	64-98
2/19/73 (A)	L	52-81
1/25/78 (A)	W	81-59
2/23/79 (H)	W (2OT)	86-82
11/30/83 (A)	L	51-64

South Carolina State (0-1)

3/10/67 (N)	L	53-65
-------------	---	-------

6-NCAA College Division Tournament (Evansville, Ind.)

South Florida (7-18)

12/1/71 (H)	L	73-74
2/19/72 (A)	L	79-100
1/22/77 (A)	W	57-56
2/5/77 (H)	L	54-55
12/21/77 (A)	L	63-69
2/11/78 (H)	W	86-74
1/10/79 (A)	W	56-54
1/22/79 (H)	W	100-89
1/21/80 (H)	W	76-70
2/18/80 (A)	L	72-81
12/18/80 (A)	L	72-73
2/23/81 (H)	W	54-45
1/16/89 (H)	W	75-73
12/5/89 (A)	L	54-68
12/15/90 (A)	L	61-63
1/4/91 (H)	L	71-72
11/22/91 (A)	L	75-91
2/15/93 (H)	L	73-89
11/30/93 (A)	L	55-62
2/16/94 (H)	L	58-82
11/26/04 (A)	L	65-93
12/6/05 (H)	L	52-77
11/27/06 (A)	L (2OT)	72-77
11/26/12 (H)	L	54-63
11/22/13 (A)	L	63-72

Southeastern (Fla.) (1-0)

11/19/12 (H)	W	81-59
--------------	---	-------

Southeastern Louisiana (8-3)

1/25/92 (A)	W	85-81
2/22/92 (H)	W	80-75
1/23/93 (H)	W	83-77
2/20/93 (A)	W	79-74
1/27/94 (A)	L	76-88
2/28/94 (H)	W	74-71
3/3/94 (N)	W	91-61
1/28/95 (A)	W	90-85
2/6/95 (H)	W	83-71
1/11/96 (H)	L	79-94
1/9/97 (A)	L	62-64

S-Atlantic Sun Tournament (Orlando, Fla.)

Southern Illinois (2-4)

1/18/74 (A)	L	72-74
2/12/74 (N)	L	67-76
2/5/75 (A)	L	60-95
2/18/75 (H)	W	70-65
12/30/87 (H)	W	98-96
11/26/13 (N)	L	48-67

~Game played at Winter Park, Fla.

!-Gulf Coast Showcase (Estero, Fla.)

SMU (I-3)

2/17/92 (H)	W	83-63
12/30/92 (A)	L	77-87
12/28/96 (H)	L	52-72
12/28/97 (A)	L	45-76

Southern Miss. (2-4)

1/21/33 (A)	W	38-33
1/12/34 (A)	L	33-36
1/11/35 (A)	W	43-41
&l1/4/54 (A)	L	84-86
1/8/59 (H)	L	56-58
12/4/59 (A)	L	59-86

&-Senior Bowl Tournament (Mobile, Ala.)

Spring Hill (3-1)

12/10/46 (H)	W	43-36
&l1/5/54 (A)	L	56-75
1/29/64 (H)	W	82-80
2/1/65 (H)	W	65-56

&-Senior Bowl Tournament (Mobile, Ala.)

St. Mary's, Md (I-0)

1/15/73 (H)	W	76-62
-------------	---	-------

St. Peter's (3-3)

1/22/60 (H)	L	81-85
1/21/61 (H)	W	90-69
12/18/61 (H)	W	96-86
12/17/63 (A)	L	75-94
%1/3/68 (H)	L	78-94
1/25/71 (H)	W	93-84

%-Hatter Classic (DeLand, Fla.)

St. Francis (Pa.) (I-1)

%1/2/74 (H)	L	60-70
%12/11/76 (H)	W	76-75

%-Hatter Classic (DeLand, Fla.)

St. Francis (N.Y.) (I-0)

12/4/82 (H)	W	64-62
-------------	---	-------

St. Joseph's (Maine) (2-0)

1/5/85 (H)	W	94-60
1/2/93 (H)	W	82-75

St. Thomas (Fla.) (2-0)

2/24/71 (H)	W	66-56
1/30/76 (H)	W	83-81

St. Xavier (I-0)

1/7/78 (H)	W	102-92
------------	---	--------

Stanford (0-1)

%11/24/95 (A)	L	60-92
---------------	---	-------

%-Stanford Classic (Palo Alto, Calif.)

Tampa (52-19)

2/2/34 (H)	L	33-34
2/14/34 (A)	L	48-49
2/1/35 (H)	W	46-35
2/9/35 (A)	W	48-35
2/7/36 (A)	W	25-24
2/21/36 (H)	W	39-17
2/21/37 (H)	W	19-18
2/27/37 (A)	W	29-27
2/4/38 (H)	L	29-33
2/5/38 (H)	W	26-23
2/16/38 (A)	W	37-20
1/26/40 (H)	W	42-32
2/23/40 (A)	W	57-28
2/23/42 (A)	W	77-35
2/26/42 (H)	W	85-17
2/8/46 (H)	W	47-26

3/1/46 (H)	L	28-37
1/16/47 (H)	W	45-39
2/28/47 (A)	W	31-30
2/6/48 (H)	W	44-41
2/28/48 (A)	W	61-52
1/31/49 (H)	L	64-67
2/22/49 (H)	L	59-72
1/23/50 (A)	L	45-73
1/31/50 (H)	W	73-65
2/6/51 (H)	W	67-61
2/26/51 (A)	L	65-82
&3/2/51 (N)	L	87-93
1/10/52 (A)	W	85-81
2/27/52 (H)	W	73-63
12/29/52 (H)	L	64-79
1/9/52 (H)	W	86-75
1/20/53 (A)	W	71-65
1/25/54 (H)	W	63-51
2/19/54 (A)	L	59-69
1/22/55 (A)	L	78-89
2/11/55 (H)	W	75-59
1/7/56 (A)	W	90-76
1/23/56 (H)	W	97-78
1/5/57 (A)	W	99-68
1/26/57 (H)	W	59-37
1/11/58 (H)	W	91-73
2/22/58 (A)	W	79-78
\$12/1/58 (N)	W	71-64
1/15/59 (A)	W	65-58
1/24/59 (H)	W	98-90
^2/26/59 (N)	W	89-73
1/7/60 (A)	W	88-79
2/9/60 (H)	L	79-80
*2/26/60 (H)	W	85-71
%12/17/60 (H)	W	95-81
1/7/61 (A)	W	78-67
2/22/61 (H)	W	76-61
1/4/62 (H)	W	54-49
2/19/62 (A)	L	70-78
1/10/63 (H)	W	72-65
2/21/63 (A)	L	62-71
2/19/64 (A)	W	95-93
2/25/64 (H)	W	117-96
1/6/65 (A)	W	96-89
1/16/65 (H)	W	88-78
1/13/66 (A)	W	62-59
1/22/66 (H)	W	87-79
1/11/67 (H)	L	74-75
2/9/67 (A)	W	73-66
1/29/68 (A)	L	96-120
2/13/68 (H)	L	74-85
1/25/69 (A)	W	92-69
2/27/69 (H)	W	98-75
1/12/70 (H)	W	101-78
2/7/70 (A)	L	92-102

&-NAIB District Playoffs (Jacksonville, Fla.)

^-NAIB District Playoffs (DeLand, Fla.)

\$-Citrus Invitational Tournament (Lakeland, Fla.)

^-NAIA District 25 Playoffs (Macon, Ga.)

*-NAIA District 25 Playoffs (Tampa, Fla.)

%-Hatter Classic (DeLand, Fla.)

Taylor (I-0)

%1/6/69 (H)	W	107-94
-------------	---	--------

%-Hatter Classic (DeLand, Fla.)

Temple (I-0)

11/2/92/82 (A)	W	79-73
----------------	---	-------

^Tangerine Bowl Tournament (Winter Park, Fla.)

Tennessee State (0-2)

12/5/15 (A)	L	54-74
12/14/15 (H)	L (OT)	90-93

Tennessee Wesleyan (I-1)

12/19/64 (H)	W	96-82
12/20/66 (H)	L	68-84

Tennessee Tech (5-5)

3/2/33 (N)	L	26-38
12/2/61 (A)	L	73-100
12/20/62 (H)	W	77-75
&12/9/71 (A)	L	66-67
^12/18/71 (A)	L	74-97
12/4/72 (A)	L	88-103
^12/15/73 (A)	W	72-56
2/3/75 (A)	W	74-61
12/20/75 (H)	W	86-74
12/6/76 (A)	L	89-91
%12/10/82 (H)	W	68-67

&-Civitan Classic (Jacksonville, Fla.)

^Game played at Winter Park, Fla.

%-Hatter Classic (DeLand, Fla.)

Tennessee Temple (I-0)

12/2/96 (H)	W	76-58
-------------	---	-------

Tennessee-Martin (0-1)

12/20/84 (H)	L	61-75
--------------	---	-------

Texas (0-4)

12/11/71 (A)	L	58-86
12/30/89 (H)	L	82-102
2/25/91 (A)	L	83-96
11/14/2008 (A)	L	38-68

Texas Pan American (I-4)

^3/13/63 (N)	L	41-64
1/14/85 (A)	W	66-59
2/25/85 (H)	L	64-74
1/20/86 (A)	L	54-77
2/24/86 (H)	L	69-73

^-NAIA National Tournament (Kansas City, Mo.)

Texas Southern (I-0)

%12/30/94 (A)	W	91-77
---------------	---	-------

%-Holiday Classic (Toledo, Ohio)

Texas Tech (0-2)

12/8/73 (A)	L	61-72
12/22/01 (A)	L	47-101

Toledo (0-1)

%12/29/94 (A)	L	66-73
---------------	---	-------

%-Holiday Classic (Toledo, Ohio)

Toronto (I-0)

1/3/59 (A)	W	74-53
------------	---	-------

Towson State (I-0)

1/9/86 (H)	W	61-60
------------	---	-------

Transylvania (4-2)

1/6/60 (H)	L	73-85
1/4/61 (H)	W	69-51
1/2/62 (H)	W	70-69
1/2/63 (H)	W	81-57
%1/2/67 (H)	W	81-72
12/2/67 (H)	L	72-73

%-Hatter Classic (DeLand, Fla.)

Troy (6-12)

2/8/57 (H)	W	100-76
%12/19/58 (H)	L	63-68
1/12/97 (H)	W	83-67
1/21/99 (H)	W	86-73
2/13/99 (A)	W	80-76
1/24/00 (A)	L	64-75

2/3/00 (H)	W	88-71
1/22/01 (H)	L (2OT)	83-85
2/3/01 (A)	W	88-86
\$3/2/01 (N)	L	69-78
1/17/02 (H)	L	68-94
1/26/02 (A)	L	65-68
1/6/03 (H)	L	81-85
2/27/03 (A)	L	70-117
12/15/03 (A)	L	67-87
2/29/04 (H)	L	66-68
1/7/05 (H)	L	53-56
2/20/05 (A)	L	72-80

%-Hatter Classic (DeLand, Fla.)

\$-Atlantic Sun Tournament (Atlanta, Ga.)

Tulane (I-8)

1/1/59 (H)	L	62-66
12/5/59 (A)	L	64-97
1/9/67 (A)	L	76-99
^2/26/68 (N)	L	66-80
2/15/71 (A)	L	85-97
11/25/73 (N)	L	63-76
1/14/74 (A)	L	58-64
3/3/75 (H)	W	99-74
11/28/98 (A)	L	60-80

^Game played at Orlando, Fla.

^Game played at Winter Park, Fla.

UAB (0-1)

11/13/07 (A)	L	49-86
--------------	---	-------

UALR (4-8)

1/24/87 (A)	L	71-72
2/28/87 (H)	L	64-66
1/30/88 (H)	W	86-68
3/5/88 (A)	L	81-125
12/17/88 (A)	L	70-88
3/2/89 (H)	W	87-78
\$3/8/89 (A)	L	59-60
1/6/90 (A)	L	62-64
2/1/90 (H)	L	89-92
2/12/91 (A)	W	69-61
3/2/91 (H)	W	89-74
12/23/10 (N)	L	50-75

\$-Atlantic Sun Tournament (Little Rock, Ark.)

UC Santa Barbara (0-1)

12/5/69 (A)	L	72-90
-------------	---	-------

UCF (14-27)

%1/3/74 (H)	W	86-68
11/21/80 (N)	L (2OT)	73-75
#12/29/83 (A)	W	74-58
2/16/85 (A)	W	71-64
2/23/85 (H)	L	60-66
2/15/86 (A)	W	87-81
3/5/86 (H)	W	87-59
1/18/93 (H)	W	98-81
3/2/93 (A)	W	95-82
1/22/94 (H)	L (OT)	91-96
2/19/94 (A)	L	77-82
\$3/5/94 (A)	L	67-70
1/5/95 (H)	W (OT)	83-80
1/21/95 (A)	W	78-65
2/5/96 (H)	L	66-75
2/17/96 (A)	L	62-73
2/3/97 (A)	W	71-59
2/15/97 (H)	W	85-70
2/2/98 (A)	L	74-77
2/14/98 (H)	L	84-88
1/16/99 (A)	L	65-84
2/9/99 (H)	L	68-80
1/22/00 (H)	W	88-86
1/31/00 (A)	W	75-61

SERIES RESULTS

2016-17 STETSON MEN'S BASKETBALL

1/17/01 (A)	W	77-68	2/8/86 (H)	W	68-64	Weber State (0-1)			Wittenberg (1-0)		
1/27/01 (H)	W	83-65	1/31/87 (H)	W	79-75	&12/28/99 (N)	L	81-82	%1/3/67 (H)	W	71-61
1/2/02 (A)	L	69-75	2/17/87 (A)	W	80-69	&-Capital City Classic (Tallahassee, Fla.)			%-Hatter Classic (DeLand, Fla.)		
2/21/02 (H)	L	65-78	1/4/88 (A)	L	62-81	West Chester (1-0)			Wofford (11-17)		
1/18/03 (A)	L	70-82	2/6/88 (H)	L	72-74	1/7/81 (H)	W	88-73	1/5/37 (H)	L	29-31
2/15/03 (H)	L	82-90	\$3/10/88 (N)	L	74-78				1/6/37 (H)	W	39-36
1/9/04 (H)	L	58-71	1/21/89 (A)	W	82-78	West Florida (3-1)			2/11/37 (A)	W	35-34
2/14/04 (A)	L	54-74	2/16/89 (H)	L	88-95	1/26/74 (H)	W	90-71	1/5/38 (H)	W	42-27
1/11/05 (A)	L	66-70	12/18/89 (H)	L	74-90	12/18/93 (H)	W	89-66	1/6/38 (H)	W	44-28
2/10/05 (H)	L	62-71	3/3/90 (A)	W	87-83	12/16/95 (H)	W	85-65	2/9/38 (A)	W	42-28
11/26/05 (A)	L	66-74	1/26/91 (H)	L	87-103	11/7/97 (H)	L	79-81	2/10/38 (A)	L	31-33
11/18/06 (A)	L	60-73	2/23/91 (A)	L	80-87				1/3/39 (H)	L	20-21
11/23/10 (H)	L	58-85	S-Atlantic Sun Tournament (Daytona Beach, Fla.)			West Virginia (1-2)			1/4/39 (H)	L	30-33
12/29/11 (A)	L	70-80	Union (Ky.) (5-4)			2/18/82 (A)	L	60-68	1/5/40 (H)	L	41-53
12/20/12 (A)	L	66-83	2/5/37 (H)	L	21-40	12/21/82 (H)	W	76-69	1/6/40 (H)	L	32-38
12/7/13 (A)	L	58-77	2/6/37 (H)	W	47-43	11/20/15 (A)	L	62-103	2/12/41 (A)	W	50-40
11/16/14 (A)	L	55-64	&2/25/38 (N)	L	32-33	^Las Vegas Invitational (Morgantown, W.Va.)			2/13/41 (A)	L	35-38
12/2/15 (H)	L	85-94	2/3/39 (H)	W	44-40	Western Carolina (4-1)			2/24/41 (H)	W	40-26
%Hatter Classic (DeLand, Fla.)			2/4/39 (H)	W	49-41	12/16/55 (H)	W	101-78	1/6/47 (H)	W	45-40
!Tangerine Bowl Tournament (Orlando, Fla.)			2/5/41 (H)	L	37-38	12/14/56 (H)	W	93-75	1/7/47 (H)	L	30-38
#Citrus Bowl Tournament (Orlando, Fla.)			%12/14/61 (H)	W	76-75	12/14/57 (H)	W	89-83	2/7/47 (A)	L	30-53
S-Atlantic Sun Tournament (Orlando, Fla.)			12/9/65 (H)	L	64-73	12/7/00 (A)	L	64-74	2/8/47 (A)	L	43-57
UMBC (1-0)			12/1/66 (H)	W	91-73	12/6/01 (H)	W (2OT)	104-102	1/8/48 (H)	L	42-52
1/11/82 (H)	W	65-62	&-SIAA Playoffs (Bowling Green, Ky.)			Western Kentucky (2-6)			1/9/48 (H)	L	49-53
			%Hatter Classic (DeLand, Fla.)			1/7/36 (H)	L	20-24	2/2/48 (H)	L	50-70
UNC Asheville (1-0)			Utica (1-0)			1/8/36 (H)	L	24-25	2/25/50 (H)	L	60-76
%12/6/91 (H)	W	91-88	1/11/83 (H)	W	65-50	&3/7/36 (N)	L	36-50	12/6/54 (H)	L	71-75
%Hatter Classic (DeLand, Fla.)			Valdosta State (1-0)			2/4/54 (A)	L	53-81	2/4/55 (A)	L	72-92
UNC Greensboro (0-1)			1/4/58 (H)	W	118-74	12/2/72 (A)	L	83-91	12/6/55 (H)	W	90-82
11/27/13 (N)	L	68-75	Vanderbilt (0-1)			12/12/74 (H)	W	68-66	2/4/56 (A)	W	87-85
^Gulf Coast Showcase (Estero, Fla.)			12/20/99 (A)	L	62-94	12/30/76 (A)	W	71-70	12/14/60 (H)	W	75-61
UNC Wilmington (5-3)			Virginia (1-1)			12/15/84 (A)	L	47-70	%12/14/63 (H)	L	77-78
%12/16/64 (H)	W	82-70	1/5/74 (N)	W	78-76	&-SIAA Playoffs (Jackson, Miss.)			%Hatter Classic (DeLand, Fla.)		
12/3/66 (H)	W	80-55	3/1/75 (A)	L	58-60	!Tangerine Bowl Tournament (Winter Park, Fla.)			Wright State (3-0)		
1/27/77 (A)	W	78-71	^Game played at Winter Park, Fla.			^Indiana Classic (Bloomington, Ind.)			1/10/74 (H)	W	64-61
12/19/77 (H)	W	86-78	VCU (0-1)			Western Michigan (1-0)			1/18/75 (H)	W	62-38
11/30/78 (A)	L	82-92	11/28/2012 (A)	L	56-92	12/7/88 (H)	W	82-73	1/17/76 (H)	W	70-66
1/21/84 (A)	W	44-43	VMI (2-0)			Wheaton (1-0)			Wyoming (0-1)		
12/4/90 (A)	L	58-62	&12/29/69 (N)	W	62-61	%12/18/59 (H)	W	87-75	11/26/14 (A)	L	41-65
12/21/91 (H)	L	87-90	11/2/29/78 (N)	W	98-89	%Hatter Classic (DeLand, Fla.)			Xavier (0-1)		
%Hatter Classic (DeLand, Fla.)			&-Gold Coast Classic (West Palm Beach, Fla.)			Wichita State (0-1)			1/2/86 (H)	L	70-77
^Game played at Gainesville, Fla.			!Tangerine Bowl Tournament (Winter Park, Fla.)			&12/30/90 (A)	L	58-69	Yale (3-0)		
UNLV (0-4)			Wagner (0-1)			&-Rainbow Classic (Honolulu, Hawaii)			1/2/52 (H)	W	64-52
12/3/69 (A)	L	92-95	11/25/13 (N)	L	64-81	William & Mary (2-3)			1/2/75 (H)	W	79-66
12/6/73 (A)	L	50-66	Wake Forest (2-3)			11/29/71 (N)	L	67-94	%11/25/95 (A)	W	78-58
11/25/78 (A)	L	83-84	1/30/17 (A)	L	15-25	11/28/77 (N)	L	60-61	%Stanford Classic (Palo Alto, Calif.)		
*12/21/81 (A)	L	59-66	12/18/52 (A)	W	64-56	12/30/88 (H)	W	91-82	Youngstown State (0-1)		
*-Rebel Roundup (Las Vegas, Nev.)			3/1/86 (A)	L	61-69	11/27/96 (H)	W	73-68	12/21/96 (H)	L	54-72
USC Upstate (8-9)			1/11/89 (H)	L	73-84	11/15/97 (A)	L	51-72			
2/8/08 (H)	W	72-64	11/12/10 (A)	W	89-79	!Tangerine Bowl Tournament (Winter Park, Fla.)					
1/12/09 (H)	W	56-50	Washington (1-0)			William Carey (1-0)					
2/7/09 (A)	L	53-54	%1/3/66 (H)	W	85-60	1/17/61 (H)	W	75-73			
11/30/09 (A)	L	56-78	%Hatter Classic (DeLand, Fla.)			William Jewell (0-1)					
2/27/10 (H)	W	65-60	Wayne State (1-0)			3/7/60 (N)	L	66-68			
1/8/11 (A)	W	74-71	3/11/57 (N)	W	100-84	^NAIA National Tournament (Kansas City, Mo.)					
2/4/11 (H)	L	59-72	^NAIA National Tournament (Kansas City, Mo.)			Wisconsin-Green Bay (0-1)					
12/17/11 (H)	L	63-79	Webber International (3-0)			%1/5/71 (H)	L	66-67			
2/25/12 (A)	L	72-90	11/17/01 (H)	W	87-57	%Hatter Classic (DeLand, Fla.)					
1/12/13 (A)	W	66-64	12/17/08 (H)	W	80-35	Wisconsin (1-3)					
2/7/13 (H)	W	73-66	1/2/16 (H)	W	103-53	2/2/71 (H)	L	73-74			
1/18/14 (H)	W (OT)	77-73				1/28/81 (H)	W	72-61			
2/17/14 (A)	L	48-66				12/28/95 (H)	L	57-73			
1/24/15 (A)	L	67-91				11/30/96 A)	L	56-68			
2/19/15 (H)	L	54-73									
1/14/16 (H)	W (OT)	89-86									
2/11/16 (A)	L	83-85									
UTSA (5-8)											
1/18/86 (A)	L	91-93									

Opponents	W-L	First Met	Last Met	Opponents	W-L	First Met	Last Met	Opponents	W-L	First Met	Last Met
Air Force	1-2	1979	2002	Davidson	0-3	1917	2014	Indiana	0-1	2011	2011
Akron	0-1	2010	2010	Dayton	0-2	1958	1965	IPFW	0-1	2014	2014
Alabama	0-1	1965	1965	DePaul	0-2	1994	1995	Indiana-Southeast	1-0	1979	1979
American	1-3	1963	1978	DePauw	1-0	1963	1963	Iona	0-2	1963	1991
Anderson (S.C.)	1-0	1998	1998	Delaware	0-2	1992	2005	Jacksonville	35-46	1958	2015
Appalachian State	2-0	1986	2000	Denver	0-1	1976	1976	Jacksonville State	4-7	1996	2002
Arkansas State	4-1	1972	1977	Dickinson	1-0	1980	1980	James Madison	0-1	2011	2011
Armstrong	3-1	1972	1977	Drexel	1-0	1989	1989	Johnson & Wales	1-0	2008	2008
Army	1-1	1983	2007	Duke	2-9	1917	1990	Kennesaw State	10-10	2006	2015
Auburn	1-3	1981	1986	Duquesne	0-2	1979	1981	Kentucky Wesleyan	0-1	1967	1967
Austin Peay	0-1	1976	1976	East Tennessee State	10-12	1972	2014	King College	1-0	1964	1964
Averett	1-0	2009	2009	East Carolina	2-0	1956	1978	Louisville	1-5	1953	2009
Baldwin Wallace	2-1	1962	1971	Eastern Kentucky	1-0	1986	1986	La Salle	1-3	1978	1982
Ball State	1-0	1981	1981	Eastern Michigan	0-2	1989	1989	Lafayette	1-0	1970	1970
Barry	1-0	1992	1992	Eckerd	6-0	1965	1989	Lakeland (Wis.)	1-0	1971	1971
Barton	1-0	1966	1966	Edward Waters	1-0	2014	2014	Lambuth	0-1	1949	1949
Belmont	7-18	1963	2012	Elon	2-1	1924	2000	Lawrence Tech	0-1	1949	1949
Belmont Abbey	3-1	1965	1969	Embry-Riddle	2-0	1994	1995	Lehigh	4-0	1972	1980
Beloit	0-1	1952	1952	Emory & Henry	2-0	1937	1937	Liberty	1-0	1989	1989
Bethune-Cookman	21-6	1968	2015	Erskine	13-6	1936	1958	Lincoln Memorial	1-0	1960	1960
Birmingham Southern	5-2	1948	2002	Evansville	1-0	1979	1979	Lipscomb	14-13	1962	2015
Blackburn	1-0	1961	1961	Fairleigh Dickinson	5-0	1967	1974	Long Island	1-0	1976	1976
Boston U.	1-0	1969	1969	Ferris State	2-0	1973	1983	Longwood	1-1	2007	2008
Bowling Green	3-0	1952	1977	Flagler	4-0	1998	2004	Loras	1-0	1972	1972
Bradley	1-0	1989	1989	Florida	14-52	1919	2011	Louisiana College	2-1	1934	1968
Brandeis	1-0	1971	1971	Florida A&M	9-2	1976	2015	Louisiana-Lafayette	4-14	1933	1986
Brooklyn College	1-0	1985	1985	Florida Atlantic	18-16	1993	2014	Louisiana Tech	0-2	1934	1935
Brown	2-1	1967	1985	Florida Gulf Coast	6-12	2008	2015	Loyola (Md.)	0-1	1985	1985
Bucknell	1-0	1973	1973	Florida International	6-14	1990	2014	Loyola Marymount	0-1	1989	1989
Buffalo	3-0	1980	1993	Florida Southern	59-27	1912	1976	MacAlester	1-0	1964	1964
Buffalo State	0-1	1970	1970	Florida State	12-43	1907	2014	MacMurray	1-0	1965	1965
BYU	1-0	1990	1990	Florida Tech	1-0	2014	2014	Maine	2-0	1970	1978
Cal State Fullerton	0-1	1962	1962	Fordham	1-2	1976	1986	Manhattan	1-1	1977	1979
Cal State Northridge	0-1	1992	1992	Fredonia State	2-0	1978	1982	Marist	1-0	1984	1984
California	2-0	1974	1990	Furman	6-5	1978	2000	Marquette	1-8	1979	1988
Campbell	21-14	1978	2011	Gardner-Webb	5-6	2003	2008	Marshall	5-2	1973	1983
Catholic	3-0	1973	1997	George Mason	1-0	1980	1980	McMurry	1-0	1971	1971
Centenary (La.)	14-13	1933	1999	George Washington	2-2	1978	1981	McNeese State	0-2	1975	1992
Central Michigan	0-2	1974	1992	Georgetown	0-1	2005	2005	Memphis	0-1	1958	1958
Chaminade	1-0	1987	1987	Georgetown (Ky.)	2-1	1961	1970	Mercer	73-60	1920	2014
Charleston Southern	8-5	1974	2011	Georgia	4-6	1930	2004	Miami (Fla.)	32-50	1928	2012
Charlotte	1-0	1969	1969	Georgia Southern	30-42	1933	2014	Michigan State	0-1	1992	1992
Chicago	1-0	1978	1978	Georgia Southwestern	1-0	1987	1987	Middle Tennessee State	0-3	1960	1962
Chicago State	2-0	1971	1972	Georgia State	18-22	1931	2005	Millsaps	1-3	1935	1949
Cincinnati	1-1	1983	1986	Georgia Tech	1-1	1920	1973	Mississippi	1-2	1969	1996
The Citadel	10-8	1932	2005	Hardin-Simmons	8-1	1977	1990	Mississippi College	3-2	1931	1983
Clemson	0-7	1973	2013	Hartford	3-0	1972	1984	Mississippi State	0-1	1966	1966
Cleveland State	0-1	1978	1978	Hartwick	1-0	1967	1967	Mississippi Valley State	0-1	1995	1995
Colgate	1-0	1972	1972	High Point	1-0	1968	1968	Missouri	0-3	2000	2008
College of Charleston	7-14	1924	2002	Hofstra	1-1	1980	1990	Missouri State	1-1	1953	2000
Colorado	0-3	1977	2002	Houston	0-1	1983	1983	Missouri-St. Louis	0-1	1972	1972
Colorado State	0-2	2003	2004	Houston Baptist	6-3	1980	1989	Monmouth	0-2	1972	1991
Columbia	1-1	1976	1979	Howard	4-0	1931	1932	Morehead State	1-0	1982	1982
Columbus State	1-0	1931	1931	Howard Payne	1-0	1963	1963	Mount St. Mary's	1-0	1970	1970
Cumberland (Tenn.)	1-0	1962	1962	Idaho	0-1	1981	1981	Murray State	1-1	1959	1960
Cumberlands (Ky.)	3-0	1965	1967	Illinois State	0-1	1969	1969	Navy	1-0	1981	1981
Dartmouth	2-2	1970	2002	Illinois Wesleyan	2-1	1952	1973	New Hampshire	2-2	1962	2002

Opponents	W-L	First Met	Last Met	Opponents	W-L	First Met	Last Met	Opponents	W-L	First Met	Last Met
New Mexico	1-1	1974	1974	Southeastern (Fla.)	1-0	2012	2012	West Florida	3-1	1974	1997
New Mexico State	0-1	2014	2014	Southeastern La.	8-3	1992	1997	West Virginia	1-1	1982	1982
New Orleans	5-7	1977	1986	Southern Illinois	2-4	1974	2013	Western Carolina	4-1	1955	2001
Newberry	6-5	1926	1961	SMU	1-3	1992	1997	Western Kentucky	2-6	1936	1984
Niagara	1-0	1981	1981	Southern Miss	1-4	1934	1959	Western Michigan	1-0	1988	1988
North Carolina	0-3	1985	1987	Spring Hill	3-1	1946	1965	Wheaton	1-0	1959	1959
North Carolina A&T	1-0	2006	2006	St. Mary's	1-0	1973	1973	Wichita State	0-1	1990	1990
NC State	0-5	1917	2005	St. Peter's	3-3	1960	1971	William & Mary	2-3	1971	1997
North Florida	10-12	1993	2015	St. Francis (Pa.)	1-1	1974	1976	William Carey	1-0	1961	1961
North Texas State	0-2	1959	1969	St. Francis (N.Y.)	1-0	1982	1982	William Jewell	0-1	1960	1960
Northeastern	2-1	1985	1993	St. Joseph's (Maine)	2-0	1985	1993	Wisconsin	1-3	1971	1996
Northern Colorado	0-1	2014	2014	St. Thomas (Fla.)	2-0	1971	1976	Wisconsin-Green Bay	0-1	1971	1971
Northern Illinois	1-2	1968	1976	St. Xavier	1-0	1978	1978	Wittenberg	1-0	1967	1967
Northern Iowa	1-0	1953	1953	Stanford	0-1	1995	1995	Wofford	11-17	1937	1963
Northern Kentucky	3-3	2013	2015	Tampa	52-19	1934	1970	Wright State	3-0	1974	1976
Northwestern (La.) State	1-2	1939	1978	Taylor	1-0	1969	1969	Wyoming	0-1	2014	2014
Notre Dame	0-2	1998	2013	Temple	1-0	1982	1982	Xavier	0-1	1986	1986
Oglethorpe	3-2	1960	1962	Tennessee Wesleyan	1-1	1964	1966	Yale	3-0	1952	1995
Ohio	0-1	1978	1978	Tennessee Tech	5-6	1933	1982	Youngstown State	0-1	1996	1996
Ohio State	0-3	1977	1984	Tennessee Temple	1-0	1996	1996				
Oklahoma	0-2	1971	1972	Tennessee-Martin	0-1	1984	1984				
Oklahoma City	1-0	1974	1974	Texas	0-4	1971	2008				
Old Dominion	0-6	1971	1982	Texas Pan American	1-4	1963	1986				
Oral Roberts	2-2	1979	1989	Texas Southern	1-0	1994	1994				
Otterbein	1-0	1980	1980	Texas Tech	0-2	1973	2001				
Pacific Lutheran	0-1	1957	1957	Toledo	0-1	1994	1994				
Palm Beach Atlantic	5-1	1996	2014	Toronto	1-0	1959	1959				
Piedmont	1-0	1957	1957	Towson State	1-0	1986	1986				
Pikeville College	1-0	1957	1957	Transylvania	4-2	1960	1967				
Pittsburgh	0-1	1990	1990	Troy	6-12	1957	2005				
Presbyterian	11-7	1937	1984	Tulane	1-8	1959	1998				
Providence	0-1	1970	1970	UAB	0-1	2007	2007				
Puerto Rico-Mayaguez	2-0	1999	2003	UALR	4-8	1987	2010				
Purdue	1-4	1982	1991	UC Santa Barbara	0-1	1969	1969				
Radford	1-1	1992	1994	UCF	15-26	1974	2014				
Rhode Island	0-1	2007	2007	UMBC	1-0	1982	1982				
Rice	0-2	1997	2010	UNC Asheville	1-0	1991	1991				
Richmond	1-4	1977	2012	UNC Greensboro	0-1	2013	2013				
Rider	2-1	1969	1993	UNC Wilmington	5-3	1964	1991				
Roanoke	1-0	1971	1971	UNLV	0-4	1969	1981				
Robert Morris	3-0	1976	1982	USC Upstate	7-8	2008	2015				
Rochester College	2-0	1969	1975	USF	7-18	1971	2013				
Rollins	83-21	1900	1987	UTSA	5-8	1986	1991				
Rutgers	0-1	1976	1976	Union (Ky.)	5-4	1937	1966				
SIU Edwardsville	1-0	1979	1979	Utica	1-0	1983	1983				
Skidmore	1-0	2006	2006	VCU	0-1	2012	2012				
Saint Joseph's (Pa.)	0-1	1984	1984	VMI	2-0	1969	1978				
Saint Leo	4-0	1970	2011	Valdosta State	1-0	1958	1958				
Samford	25-17	1976	2003	Vanderbilt	0-1	1999	1999				
Santa Clara	0-1	1983	1983	Virginia	1-1	1974	1975				
Savannah State	7-5	2006	2012	Wagner	0-1	2013	2013				
Seton Hall	1-1	1970	1973	Wake Forest	2-3	1917	2010				
Sewanee	1-0	1951	1951	Washington	1-0	1966	1966				
Siena	1-0	1981	1981	Wayne State	1-0	1957	1957				
South Alabama	1-1	1976	1976	Webber International	2-0	2001	2008				
South Carolina	2-3	1972	1983	Weber State	0-1	1999	1999				
South Carolina State	0-1	1967	1967	West Chester	1-0	1981	1981				

Season	Rec.	Pct.	Head Coach	Season	Rec.	Pct.	Head Coach	Season	Rec.	Pct.	Head Coach
1900-01	2-1	.667	Unknown	1944-45	No Team (World War II)			1980-81	18-9	.667	Glenn Wilkes
1903-04	1-2	.333	Unknown	1945-46	5-3	.625	Brady Cowell	1981-82	12-15	.444	Glenn Wilkes
1907-08	1-0	1.000	Unknown	1946-47	11-10	.524	Ben Clemons	1982-83	19-9	.679	Glenn Wilkes
1909-10	2-2	.500	Unknown	1947-48	8-14	.364	Ben Clemons	1983-84	19-9	.679	Glenn Wilkes
1911-12	1-7	.125	Neil Jones	1948-49	2-23	.080	Ben Clemons	1984-85	12-16	.429	Glenn Wilkes
1913-14	9-2	.818	Steve Jordan	1949-50	8-15	.348	Bob Trocolor	1985-86	10-18	.357	Glenn Wilkes
1914-15	4-8	.333	S.B. Jennings	1950-51	14-11	.560	Loren Ellis	1986-87	18-13	.581	Glenn Wilkes
1915-16	14-2	.875	W. Hollander	1951-52	16-4	.800	Jay Pattee	1987-88	13-15	.464	Glenn Wilkes
1916-17	12-9	.571	W. Hollander	1952-53	14-10	.583	Dick Morland	1988-89	17-12	.586	Glenn Wilkes
1917-18	No Team (World War I)			1953-54	10-10	.500	Dick Morland	1989-90	15-17	.469	Glenn Wilkes
1918-19	No Team (World War I)			1954-55	11-10	.524	Dick Morland	1990-91	15-16	.484	Glenn Wilkes
1919-20	11-2	.846	Pug Allen	1955-56	17-6	.739	Dick Morland	1991-92	11-17	.393	Glenn Wilkes
1920-21	5-2	.714	Pug Allen	1956-57	17-8	.680	Dick Morland	1992-93	14-13	.519	Glenn Wilkes
1921-22	1-3	.250	Pug Allen	1957-58	14-11	.560	Glenn Wilkes	1993-94	14-15	.483	Dan Hipsher
1922-23	3-6	.333	Pug Allen	1958-59	17-11	.607	Glenn Wilkes	1994-95	15-12	.556	Dan Hipsher
1923-24	9-6	.600	Pug Allen	1959-60	16-13	.552	Glenn Wilkes	1995-96	10-17	.370	Randy Brown
1924-25	8-5	.615	H. McQuillan	1960-61	20-7	.741	Glenn Wilkes	1996-97	9-18	.333	Randy Brown
1925-26	17-4	.806	H. McQuillan	1961-62	16-12	.571	Glenn Wilkes	1997-98	11-15	.423	Murray Arnold
1926-27	5-4	.556	H. McQuillan	1962-63	15-13	.536	Glenn Wilkes	1998-99	14-13	.519	Murray Arnold
1927-28	4-5	.444	H. McQuillan	1963-64	16-9	.640	Glenn Wilkes	1999-00	13-15	.464	Murray Arnold
1928-29	8-4	.667	H. McQuillan	1964-65	16-10	.615	Glenn Wilkes	2000-01	17-12	.586	Arnold/Waugh
1929-30	5-8	.385	H. McQuillan	1965-66	13-12	.520	Glenn Wilkes	2001-02	10-16	.345	Derek Waugh
1930-31	13-6	.684	H. McQuillan	1966-67	17-10	.630	Glenn Wilkes	2002-03	6-20	.231	Derek Waugh
1931-32	19-0	1.000	H. McQuillan	1967-68	8-18	.308	Glenn Wilkes	2003-04	12-15	.444	Derek Waugh
1932-33	13-7	.650	H. McQuillan	1968-69	14-12	.538	Glenn Wilkes	2004-05	10-17	.370	Derek Waugh
1933-34	11-11	.500	H. McQuillan	1969-70	22-7	.759	Glenn Wilkes	2005-06	14-18	.438	Derek Waugh
1934-35	12-5	.706	H. McQuillan	1970-71	19-9	.679	Glenn Wilkes	2006-07	11-20	.355	Derek Waugh
1935-36	13-4	.765	Chet Freeman	1971-72	6-20	.231	Glenn Wilkes	2007-08	16-16	.500	Derek Waugh
1936-37	14-8	.636	Chet Freeman	1972-73	15-11	.577	Glenn Wilkes	2008-09	13-17	.433	Derek Waugh
1937-38	12-5	.706	Chet Freeman	1973-74	17-9	.654	Glenn Wilkes	2009-10	7-22	.241	Derek Waugh
1938-39	14-8	.636	Freeman/Cowell	1974-75	22-4	.846	Glenn Wilkes	2010-11	8-23	.258	Derek Waugh
1939-40	9-9	.500	Ben Clemons	1975-76	17-9	.654	Glenn Wilkes	2011-12	9-20	.310	Casey Alexander
1940-41	13-7	.650	Ben Clemons	1976-77	15-12	.556	Glenn Wilkes	2012-13	15-16	.484	Casey Alexander
1941-42	11-3	.786	Brady Cowell	1977-78	14-13	.519	Glenn Wilkes	2013-14	7-24	.226	Corey Williams
1942-43	No Team (World War II)			1978-79	15-12	.556	Glenn Wilkes	2014-15	9-22	.290	Corey Williams
1943-44	No Team (World War II)			1979-80	15-12	.556	Glenn Wilkes	Totals	1211-1097	.525	2308 Games

ALL-TIME COACHING RECORDS

Coach	Years	Won	Lost	Pct.	Coach	Years	Won	Lost	Pct.
Glenn Wilkes	36/1957-93	552	435	.559	Casey Alexander	2/2011-13	24	36	.400
Derek Waugh	11/2000-11	120	192	.385	Brady Cowell	2+/1939, 41-42, 45-46	24	8	.750
Herbert McQuillan	11/1924-35	115	59	.661	Randy Brown	2/1995-97	19	35	.352
Dick Morland	5/1952-57	69	44	.611	Jay Pattee	1/1951-52	16	4	.800
Chet Freeman	4/1935-39	45	22	.671	Loren Ellis	1/1950-51	14	11	.560
Ben Clemons	5/1939-41, 46-49	43	64	.402	A.A. "Steve" Jordan	1/1913-14	9	2	.818
Murray Arnold	4/1997-00	42	47	.472	Bob Trocolor	1/1949-50	8	15	.348
Dan Hipsher	2/1993-95	29	27	.518	Unknowns	4/1901-10	6	5	.545
Horace T. "Pug" Allen	5/1919-24	29	19	.604	S.B. Jennings	1/1914-15	4	8	.333
Corey Williams	2/2013-present	28	68	.292	Neil Jones	1/1911-12	1	7	.125
William "Dutch" Hollander	2/1915-17	26	11	.702	Totals		1211	1097	.525



THE UNIVERSITY


On December 2, 2004, Stetson University honored its legendary coach Dr. Glenn Wilkes by naming the floor at the Edmunds Center "Glenn Wilkes Court."

During a halftime ceremony of the Stetson-Mercer game, Wilkes was recognized with proclimations from Stetson University and the city of DeLand, he received a watercolor created by long-time university art professor Fred Messersmith, and was repeatedly applauded by thousands of his loyal fans and former athletes in the stands.

"It was quite an honor," Wilkes said after the game. "I enjoyed seeing many of my former players, some that I hadn't seen in 25 or 30 years."

During his 36-year coaching career which came entirely at Stetson, Wilkes won over 550 games and completed 27 winning seasons.

For 36 years, Dr. Glenn Wilkes roamed the sidelines for Stet-




son University, leading the Hatters to an unparalleled era of success. clinic in the south, the first basketball clinic for boys, the first basketball clinic for girls, and the first officials' clinic. He is also an author of four basketball-related books.

Wilkes' tenure at Stetson is still the ninth-longest in NCAA history. Wilkes, who also spent 23 years as the school's athletic director, retired from coaching in 1993.

One of the most highly respected coaches in the history of college basketball, Wilkes ranked among the NCAA's Top 25 Division I coaches in all-time coaching wins prior to his retirement. Entering the 2003-04 season, Wilkes still ranked 64th on the all-time victories list. His players earned a total of 10 All-America awards and 17 played professionally.

Wilkes was inducted into the College Baseball Hall of Fame in Kansas City, Mo., on Nov. 23, 2014.



son University, leading the Hatters to an unparalleled era of success.

The Wilkes era began in the 1957-58 season and ran consecutively through the 1992-93 campaign, a span of over three-and-a-half decades. He compiled a 552-435 (.559) overall record and finished with 27 winning seasons. He led the Hatters to a school record 22-win season in 1969-70 and again in 1974-75. Wilkes also took Stetson basketball from the NAIA ranks to the NCAA Division I level.

In addition to his accomplishments on the court, Wilkes served the basketball community by sponsoring the first coaching





DR. WENDY LIBBY

UNIVERSITY PRESIDENT

Eighth Year Cornell '72

Dr. Wendy B. Libby became the ninth president of Stetson University in July 2009. With a broad career in higher education and private industry, she is leading a comprehensive strategic plan that is establishing Stetson as the university of choice for innovative approaches to tackling complex challenges.

From new academic programs and national rankings to campus renovations and the return of Hatter Football in 2013, Stetson is experiencing tremendous growth. Since 2009, undergraduate enrollment has risen nearly 50 percent, to more than 3,000, while the university's endowment has nearly doubled, to more than \$200 million. The \$150 million Beyond Success - Significance Campaign is taking Stetson to even greater heights, with the establishment of the Brown Center for Faculty Innovation and Excellence, the Hollis Family Student Success Center, the Marshall and Vera Lea Rinker Welcome Center, and the Sandra Stetson Aquatic Center. Dr. Libby has continued to build on Stetson's values-centered heritage and tradition of academic excellence and community engagement.

Dr. Libby is active in Central Florida life and, in 2010, was appointed to the Mainstreet Community Bank Board of Directors. In 2011 and 2013, Dr. Libby was named to The Volusia/Flagler Business Report's list of "Influential Women in Business." More recently, in 2014, she received a Women Who Mean Business Award from the Orlando Business Journal and was also named one of the "Top 55 Most Influential" in Volusia and Flagler counties by MyCoast Magazine.

In addition, she is a member of the boards of directors of the Independent Colleges and Universities of Florida (ICUF), the National Association of Independent Colleges and Universities (NAICU), and the Central Florida Partnership.

Prior to Stetson, Dr. Libby served as president of Stephens College in Columbia, Mo., the nation's second-oldest women's institution, from 2003-2009. She served as vice president for business affairs and chief financial officer at Furman University, Greenville, S.C., from 1995 to 2003. Her administrative and teaching experience in higher education began in 1980 at institutions including Westbrook College (now part of the University of New England), the University of Hartford, the University of Connecticut Health Center, The Ohio State University and Cornell University.

In May 2009, Dr. Libby received the 2009 Outstanding Higher Education Professional Alumni Award at the University of Connecticut. Prior to this, she led a delegation of six college presidents to Ewha University in Seoul, South Korea, to participate in the presidents' forum on strategic planning with a global focus. She also received the 2007 Athena Award from the Columbia (Mo.) Chamber of Commerce Women's Network for her support of women in realizing their full leadership potential and for contributing to the quality of life in the community.

A native of Brooklyn, N.Y., Dr. Libby earned her doctorate in Educational Administration from the University of Connecticut in 1994. Her undergraduate degree, in Biology with a concen-



tration in Genetics, is from Cornell University, and she earned an MBA, with a concentration in Finance, from Cornell's Johnson Graduate School of Management.

She and her husband, Dr. Richard M. Libby, a former college president, have two sons, Glenn and wife Ginger, and Gregg and wife Lori, four grandchildren, a great-granddaughter, and two Labrador Retrievers. An avid reader, she also enjoys cooking and entertaining.



JEFF ALTIER

ATHLETIC DIRECTOR

20th Year Stetson '82

Jeff Altier, a 30-year veteran of the Stetson University athletic department, is in his 20th year as Director of Athletics. During his tenure, Altier has earned a reputation as an outstanding fundraiser and a leader with an eye on the future, and is noted for his active participation in the NCAA governance structure.

Altier, captain of the nationally-ranked 1982 Hatter baseball team, earned both his bachelor's and master's degrees from Stetson. Upon wrapping up his Stetson baseball career, he spent two years as a player/coach developing the sport in Perth, Australia. He then returned to Stetson as an assistant coach before being promoted to Ticket Manager, Director of Athletic Promotions, and then Associate Athletic Director. In these roles, he spearheaded the department's development efforts as well as oversaw athletic marketing and promotions, concessions and travel coordination. He was named Director of Athletics in 1996.

Altier also served as Tournament Manager for the NCAA Division I Southeast First and Second Round Men's basketball tournament hosted by Stetson in 1993 and 1996 at the Orlando Arena, and as Tournament Director for the 1999 and 2004 tournament.

Stetson has taken great strides in the area of gender equity under Altier, increasing scholarships, participation opportunities and staffing for women's athletics. The unprecedented success of the women's tennis, golf, soccer, basketball and softball teams in conference competition during Altier's tenure are evidence of his commitment to women's athletics. In fact, under his direction Stetson's women's and men's teams have won an impressive 15 conference championships.

A hallmark of Altier's professional career was the building of Stetson's \$4.5 million baseball facility, Melching Field at Conrad Park. Built in conjunction with the City of DeLand, Melching Field is regarded as one of the nation's premiere college baseball facilities. Altier then turned his attention to construction of an on-campus softball facility, which broke ground in 2002 and was ready for competition in February of 2003. The Patricia Wilson Field has been named Collegiate Softball Field of the Year four times. He was also instrumental in securing new state-of-the-art field lighting for both the softball and soccer fields in 2005. Under his guidance, the Athletic Department has seen the addition of the new Wilson Athletic Center, a \$ 1.5 million health and wellness facility for the use of Stetson student-athletes.

Stetson athletics has continued to grow under Altier's guidance. Three new sports have or will be added in the next year, with sand volleyball starting competition in the spring of 2012, women's lacrosse in the spring of 2013 and the return of football in the fall of 2013. The program is also growing in terms of staffing and facilities, with construction currently under way on a facility that will house the football, lacrosse and both soccer programs, along with practice field for football and practice and game fields for soccer and lacrosse.

Altier's leadership has extended beyond campus, as he has taken on Atlantic Sun Conference leadership roles, chairing many committees and serving as conference vice-president. Additionally, he has served on the National Association of College Directors of Athletics Division IAAA board of directors, the NCAA A.E.C. Cabinet and is currently a member of the prestigious NCAA Leadership Council. Locally he has served as president of the DeLand Rotary Club, vice-president of the DeLand Sports Redevelopment Association, and is a graduate of Leadership DeLand and Leadership Orlando. He is currently a member of the board of directors of the Central Florida Sports Commission. Altier was honored as the West Volusia Sportsman of the Year for 2004. In 2011 Altier was recognized by his peers in the National Association of Collegiate Director of Athletics as the Under Armour Southeast Region Division I Athletic Director of the Year.

Altier's family includes wife, Sarah (Booker) (Stetson B.A. '82, M.Ed. '96), and children Heath (Stetson M.B.A. '09), Brianne, and Garrett.

The new identity of the ASUN Conference reflects our position as a premier NCAA Division I conference. Contemporary, but designed to stand the test of time, this identity embraces the future.

The rising sun within the "A" represents hope and optimism for tomorrow. It also represents the brilliance of our student-athletes, who are at the heart of all we do.

As sure as the sun will rise, the ASUN will be leading the way.

WE CAN IMPACT

Our success resides in the impact we make in competition, in the classroom and in the community. Making a difference counts.

- 99 percent of ASUN teams cleared the NCAA's academic benchmark in the annual Academic Progress Report.
- ASUN Men's and Women's Basketball teams combined for 12 postseason wins, a new league record in 2015-16. FGCU's men's team posted the league's fourth NCAA victory since 2013. On the women's side, FGCU, USC Upstate and Stetson combined for eight postseason wins in 2015-16, including a run to the WNIT Championship Final by the Eagles.
- FGCU's women's soccer team earned the ASUN's first NCAA Postseason victory since 2004. The Eagles defeated No. 22 South Florida 2-1 in the first round of the 2015 NCAA Tournament
- This past winter, the ASUN's eight SAAC groups distributed a total of 2,500 blankets to organizations benefiting families, veterans, children and animals who needed a special touch during the holiday season. SAAC groups matched the number of blankets with 2,500 cans of food.



WE CAN CONNECT

We are united as a community of students, athletes, coaches, faculty, administrators, staff and fans.

- For the second season in a row, all Men's and Women's Basketball conference games were streamed live on the WatchESPN platform. Championships for seven other sports were produced and broadcast across ASUN campuses as well, including the first Beach Volleyball Championship broadcast.
- North Florida's Men's Golf head coach Scott Schroeder was named to the NCAA Men's Golf Committee, serving until August 2020. Stetson's Senior Associate Director and SWA Alicia Queally was named to the prestigious NCAA Pathway Program in January 2016.
- ASUN Men's Basketball teams played in front of 214,851 fans during the 2016-17 season. For the fourth straight season, the ASUN Men's Basketball Championship Final was played in front of a sell out crowd.
- The ASUN continued to lead the industry with creative and innovative social media campaigns in 2015-16, increasing impressions by 40% across multiple platforms. A new ASUN Snapchat account was launched, and frequent student-athlete 'takeovers' added another layer to the league's consistently comprehensive social media coverage.

WE PUT STUDENTS FIRST

In everything we do the student-athlete comes first. We lead by example in embracing a student-first culture.

- ASUN student-athletes became the first to unveil the conference's new brand identity via Social Media. Student-Athletes from all league members were significantly involved in the design and reveal process.
- For a fifth consecutive year, at least nine ASUN teams earned perfect APR scores, pushing the conferences' total to 133 teams honored since the award was established in 2004-05
- More than 70 percent of ASUN Student-Athletes earned membership on the ASUN Honor Roll by posting a cumulative GPA of 3.0 or higher, a second-straight record setting number.
- The ASUN Conference has created a new Career in Sports Program specifically designed to provide interested ASUN student-athletes with an educational and experiential opportunity in the field of intercollegiate athletics.

WE CAN RISE

We have a history of firsts and remain committed to elevating our student-athletes and bettering our future.

- The 2016 ASUN Men's Basketball Championship final saw a record growth of 139 percent in viewership across the WatchESPN platform. FGCU defeated Stetson 80-78 in overtime.
- Whitney Knight of FGCU became the first player in ASUN history selected in the first round of the WNBA draft when the Los Angeles Sparks chose her with the 15th overall pick.
- For the first time in ASUN Men's Soccer history, two players were taken in the first round of the MLS SuperDraft. FGCU's Rodrigo Saravia went to Columbus Crew SC, while North Florida's Alex Morrell was drafted by the Chicago Fire.
- Lipscomb Men's Golf earned its first trip to the NCAA Men's Golf Regional in 2016. The Bisons were selected as an at-large team to the Tuscaloosa Regional, after being ranked near the bottom of NCAA Division I Men's Golf only four years ago.

The ASUN Conference is a NCAA Division I league with eight member institutions committed to Building Winners for Life. The ASUN meets the challenge of maintaining the highest standards in academic and athletic achievement with a true balance between student and athlete. Headquartered in Macon, Ga., the ASUN footprint reaches into seven of the top 50 media markets in the nation. The ASUN includes a blend of the most prestigious and dynamic private and public institutions in the region: Florida Gulf Coast University, Jacksonville University, Kennesaw State University, Lipscomb University, New Jersey Institute of Technology, University of North Florida, University of South Carolina Upstate and Stetson University.

Location

- The DeLand campus, 25 miles from Daytona Beach and 35 miles from Orlando, is home to the College of Arts and Sciences, School of Business Administration and School of Music.
- The College of Law is in St. Petersburg/Gulfport.
- The Tampa Law Center is in downtown Tampa.
- The Stetson University Center at Celebration is in the Orlando area.

Accreditation and Degrees

Stetson University is accredited by the Commission on Colleges of the Southern Association of Colleges and Schools to award:

- bachelor's, master's and Educational Specialist degrees in the College of Arts & Sciences,
- bachelor's and master's degrees in the School of Business Administration,
- bachelor's degrees in the School of Music,
- the Juris Doctor and Master of Laws degrees in the College of Law,
- a joint J.D.-M.B.A. degree.

The university's programs are accredited by:

- AACSB International-The Association to Advance Collegiate Schools of Business,
- American Bar Association,
- American Chemical Society,
- National Association of Schools of Music,
- National Council for Accreditation of Teacher Education.
- Council for Accreditation of Counseling and Related Educational Programs (CACREP), a specialized accrediting body recognized by the Council for Higher Education Accreditation (CHEA).

DELAND CAMPUS INFORMATION

Facilities

Stetson University was founded in DeLand in 1883, and the 175-acre DeLand campus is listed on the National Register of Historic Places. Recent improvements to the DeLand campus include:

- \$6.7 million athletics complex, including a field house and four playing fields (under construction),
- addition of a coffeehouse in the Carlton Union Building (completed),
- renovation of Nemeck Hall into pet-friendly housing (completed),
- renewal of landscaping and walkways in the campus core (ongoing),
- upgrades to classrooms and the addition of more energy-saving lighting (ongoing).

Recent additions to the DeLand campus include:

- \$8 million Science Center addition to the existing Sage Hall,
- Mary B. McMahan Hall, an addition to the School of Music's Presser Hall,
- Homer and Dolly Hand Art Center,



- Marshall and Vera Lea Rinker Environmental Learning Center.
- Within the past seven years:
- a softball training facility was added at Patricia Wilson Field,
 - 5 fraternity houses were renovated,
 - 6 residential halls were built, 5 of which feature apartment-style living.

Faculty

The DeLand campus has 262 full-time faculty members, 95 percent of whom hold Ph.D. or equivalent degrees and who teach undergraduate classes. Our student/faculty ratio is 11-to-1.

Student Body

Stetson's 3,084 undergraduates come from 44 states and 52 foreign countries; 58 percent of undergraduates are female and 42 percent are male.

Study Abroad

Stetson University students may study in other countries for a few weeks to a full semester. Faculty-led programs take place in Austria, Brazil, England, France, Germany, Guatemala, Hong Kong, mainland China, Mexico, Russia, Scotland and Spain. Certain School of Business Administration classes and programs include an overseas component to such locations as Hong Kong, Vietnam, Malaysia, South Africa, New Zealand and Australia.

Athletics

Stetson is a member of the NCAA Division I Atlantic Sun Conference and offers 17 intercollegiate sports: football, baseball, softball, volleyball, sand volleyball, men and women's basketball, men's and women's tennis, men's and women's golf, crew, cross country, men's and women's soccer, and women's lacrosse. The non-scholarship football program is a part of the Pioneer Football League. The university also has a vibrant Club Sports program featuring Aikido, croquet, dance, equestrian, men's and women's lacrosse, mixed martial arts, sand volleyball, shooting, skydive, men's soccer, surf, swim, table tennis, tennis, triathlon and ultimate Frisbee.